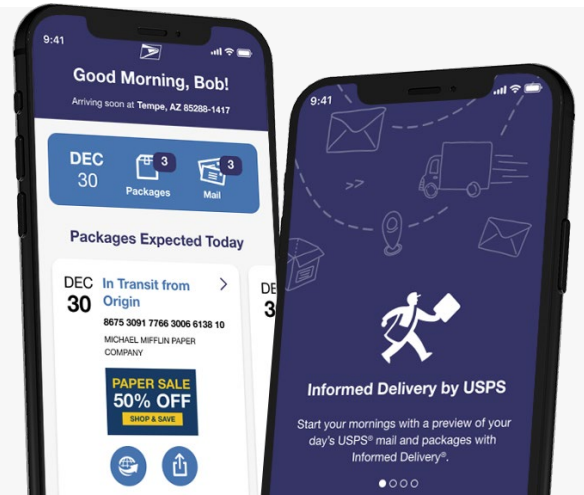


Introducing the Informed Delivery® Mobile App

*Experience our New Mobile App Before We
Launch Nationwide!*



USPS Informed Delivery® is thrilled to announce the upcoming launch of our **new Informed Delivery® Mobile app**. The app will include all the essential Informed Delivery features, along with additional functionality, in a user-friendly mobile format. This allows you to seamlessly manage your mail and packages on the go.

For a limited time, you can be the first to try the app before we launch to the public. **Follow the steps within this guide to download the beta app and begin exploring the features!**

What are the features of the new Informed Delivery® Mobile app?

Learn how to
download the
app on pages 2
and 3 of this
guide!



Push Notifications

Receive optional notifications directly to your mobile device when your Daily Digest is available, with package delivery updates, and more.



Intuitive Login

Experience a fast and secure sign-in process allowing access to critical content and seamless navigation within the app.



Packages

Effortlessly track packages and seamlessly share your package statuses with others.



Mail

Stay informed with what's arriving to your mailbox by viewing and interacting with your incoming mail.

How to Download the Informed Delivery® Mobile App

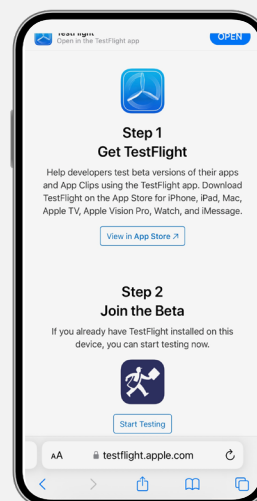


If you have an Apple Device:

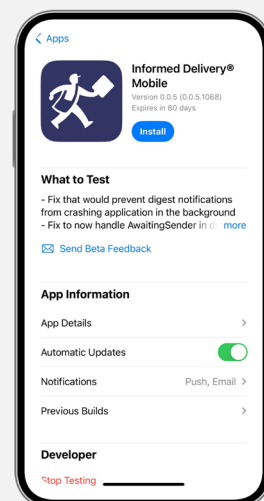
- 1 To get started, [tap here](#) or scan this code:



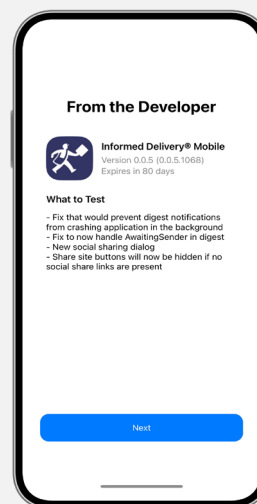
- 2 Tap “View in App Store” to download the TestFlight app on your device.
- 3 Once TestFlight is downloaded, re-scan the code above or [tap here](#) to download the ID Mobile app. Tap “Start Testing” to join the Beta.
- 4 Tap “Install” to install the app on your device. From there, tap “Open” to open the test app.
- 5 After opening the app, tap “Next.”
- 6 Tap “Start Testing.”
- 7 As an existing Informed Delivery user, tap “Have an Account? Sign In.”
- 8 Log in with your USPS Informed Delivery account information.
- 9 Begin testing! Stay tuned for an email with a survey to share your thoughts and feedback.



Steps 1-3: Install the TestFlight App from the App Store and then tap to Join the Beta



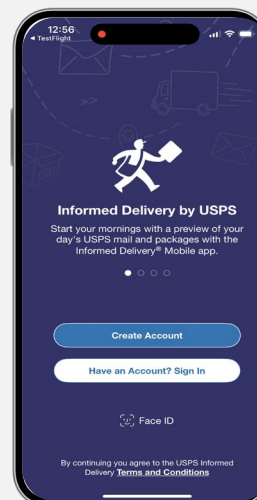
Step 4: Tap to install and Open the Informed Delivery Mobile app in TestFlight



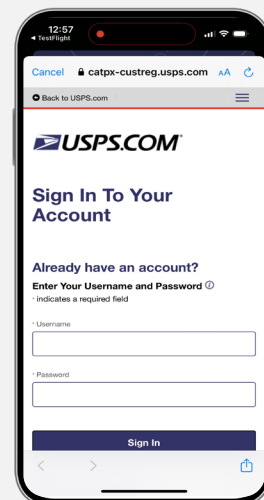
Step 5: Tap “Next”



Step 6: Tap “Start Testing”



Step 7: Tap to Sign In




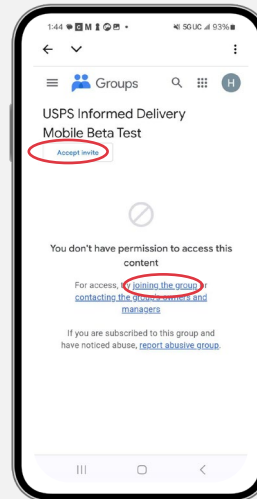
Step 8: Log in with your USPS account information

How to Download the Informed Delivery® Mobile App

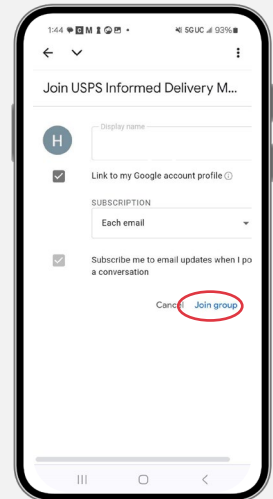


If you have an Android/Google Device:

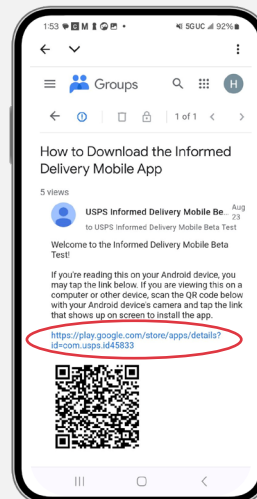
- 1 **Tap here** or scan the code below to join the Informed Delivery Mobile app Beta Test group.
- 
- 2 If you see a 'Sign In' button on the top right of the page, tap it to sign in with your Google account before continuing. You may have to **tap here** or scan the QR code again after signing in. If you see a circle with a letter or your profile picture, continue to step 3.
 - 3 Tap "Join group" or "Joining this group" to gain access to the beta test.
 - 4 You will be taken to a new page with a link to download the app. You may have to tap your messages to open the page. Tap the link or scan the code to download the app from the Google Play Store.
 - 5 Within the Google Play Store, tap to install the Informed Delivery Mobile app.
 - 6 As an existing Informed Delivery user, tap "Have an Account? Sign In."
 - 7 Log in with your USPS Informed Delivery account information and begin testing!



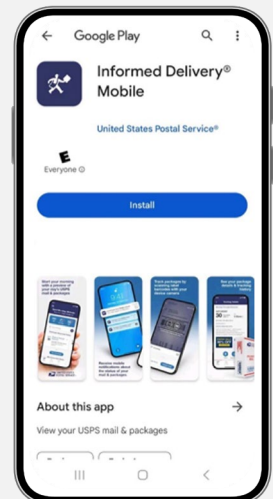
Step 2: Click "Accept Invite" or "Joining this group"



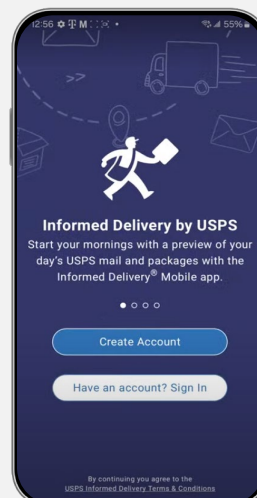
Step 3: Click "Join group"



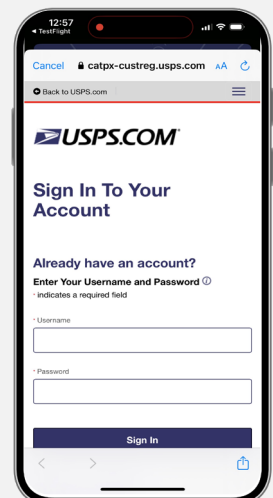
Step 4: Click to open Informed Delivery Mobile app in Google Play



Step 5: Install from the Google Play Store



Step 6: Tap to Sign In



Step 7: Log in with your USPS account information

If you have an Apple Device:

What is TestFlight?

TestFlight is Apple's testing app that enables users to participate in beta tests and provide feedback before an official app release.

Do I have to download TestFlight to participate?

Yes. TestFlight is the only way to access the Informed Delivery app at this time.

What should I do if I don't know my Apple ID?

You can reset your Apple ID or your Apple ID password by following the reset prompts on your Apple device.

How long will the Informed Delivery app be available on TestFlight?

The Informed Delivery app will be available for use for up to 90 days starting from when you download the app. You can see how many days you have left to test the app under the app name in TestFlight.

Should I delete the app at the conclusion of the beta test?

Yes, all Apple users must delete the app after the beta test and re-download the official app after the national launch.

If you have an Android/Google Device:

Do I need a Google account?

Yes. You will need to be logged in to your Google account to download the Informed Delivery Mobile app for beta testing.

What should I do if I don't know my Google account credentials?


You can reset your Google account password by following the reset prompts on your device.

Where will the app appear on my device after I download it?

Depending on your phone settings, the app may appear on your device's home screen. If not, you can find it in your app library.

Should I delete the app at the conclusion of the beta test?

You do not need to delete the app from your device. If you have automatic updates turned on, your phone will update with the official version of the Informed Delivery mobile app. If your automatic updates are turned off, you will need to update the app in Google Play to get the official version of the app.

 **Please Note:** Your email will be sent to kh6wd0@usps.gov. This is the correct email address to use!