



United States Postal Service Enhanced Click-N-Ship®: **Shipping History** User Guide

Last Updated – February 2025

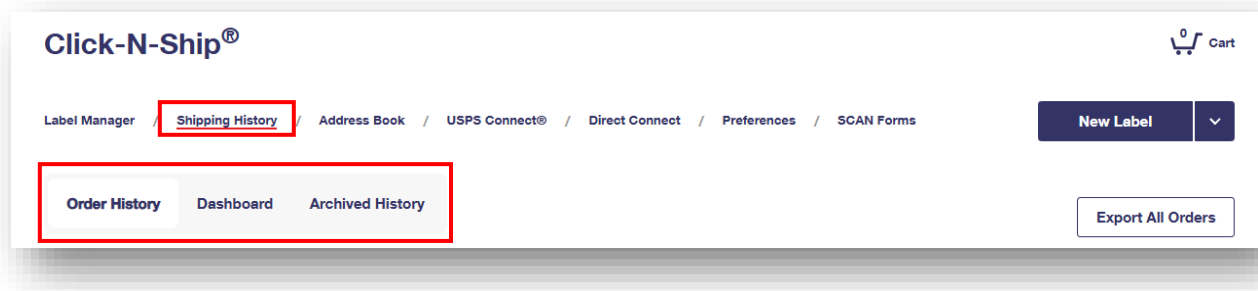
**Please note that this guide will be continuously updated.*

Shipping History Overview

The Enhanced Click-N-Ship® experience is specifically designed to allow business and personal account customers to more effectively and efficiently create, pay, and print their labels beyond the capabilities of the *Legacy Click-N-Ship®* application which was discontinued on February 27th, 2025. For more information on the Enhanced Click-N-Ship® application, see [Enhanced Click-N-Ship® Overview](#).

The **Shipping History** is split up into three main sections:

- 1) The Enhanced Click-N-Ship® **Order History**
- 2) The Enhanced Click-N-Ship® **Dashboard**
- 3) The Legacy Click-N-Ship® **Archived History**



This user guide will cover all of the functionalities and features available within the Enhanced Click-N-Ship® **Shipping History** and each of its sections and will serve as a step-by-step guide on how to use it. To begin, proceed to the next page and review the Table of Contents.

Thank you for choosing USPS® for your packing and shipping needs!

Table of Contents

Shipping History Overview	2
Enhanced Click-N-Ship Order History	6
• Searching for Orders within Order History	7
○ Search by Date Range	7
○ Search by Order / Transaction Number	8
○ Search by Label Number	9
○ Search by Recipient Name	10
○ Search by Recipient Email	11
○ Search by Recipient Address	12
○ Search by Refund Transaction	13
○ Search by Batch Name	14
○ Search by Payment Method	15
○ Search by Shipper Type (Business Accounts)	16
• All Actions for Orders within Order History	17
○ Export All Order History via CSV File	17
○ Export Specific Orders from Order History via CSV File	19
○ View Order Details	21
• Searching for Labels within Order Details Page	21
○ Search by Label Number	21
○ Search Recipient Name	22
○ Search Recipient Email	23
○ Search by Recipient Address	24
○ Search by Refund Transaction	25
○ Search by Batch Name	26
○ Search by Date	27
○ Search by Shipped Status	28
○ Search by Payment Status	29
○ Search by Service Type	30
• All Actions for Labels within Order Details Page	32
○ View USPS Tracking	32
○ Ship Label Again	33
○ Print / Re-print Labels	34
○ Save Label(s) as PDF	35

○ Request / Cancel Refund for Label(s)	36
○ Create a Return Label	37
○ Export All Labels from an Order via CSV File	40
○ Export Specific Labels from an Order via CSV File	42
● All Actions within the Label Details Page	44
○ View USPS Tracking for Label	44
○ Ship Label Again	45
○ Print / Re-Print Label	46
○ Print Label at the Post Office (Label Broker)	47
○ Save Label as PDF	48
○ Create a Return Label	49
○ View Free Shipping Supplies Order Details & Status	52
○ File an Insurance Claim for the Label	54
○ Request / Cancel a Refund	55
○ Request a Service Refund	58
○ View Label's Delivery Status	58
○ View Label Details & Order Summary	59
○ View Labels Action History Table	61
Enhanced Click-N-Ship Shipping History Dashboard	62
● All Actions within Shipping History Dashboard	63
○ View Incomplete, Complete, and Shipped Labels	63
○ View Shipped Labels by Status and Recent Labels Shipped	64
○ View Label Volume & Spending	65
○ View Your Top 10 Shipping Destinations	65
○ View Label Volume by Destination	66
Legacy Click-N-Ship Archived History	68
● Searching for Legacy Orders within Archived History	69
○ Search by Date Range	69
○ Search by Order / Transaction Number	70
○ Search by Label Number	71
○ Search by Recipient Name	72
○ Search by Recipient Email	73
○ Search by Recipient Address	74
○ Search by Refund Transaction	75

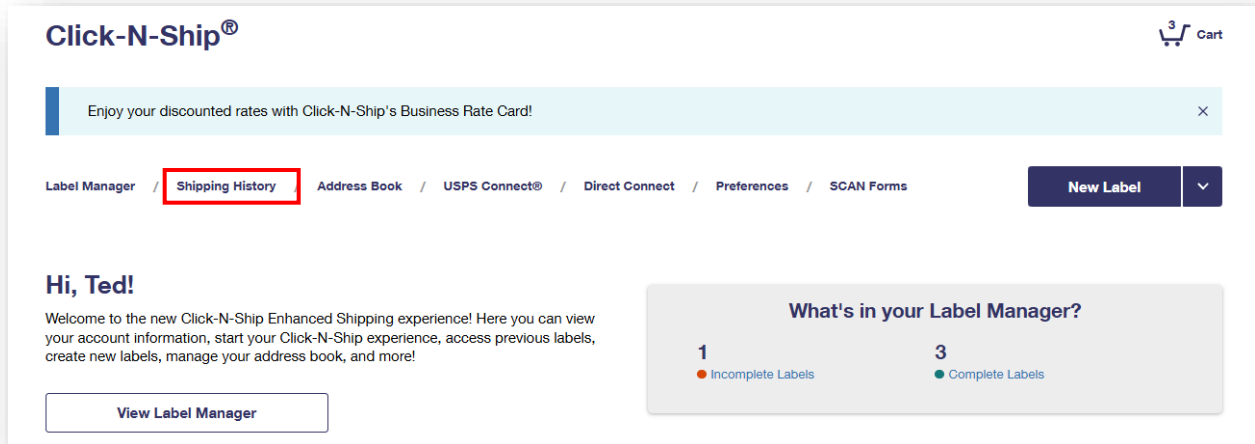
○ Search by Payment Method	76
● All Actions for Legacy Orders within Archived History	77
○ Export All Order History via CSV File	77
○ Export Specific Legacy Orders from Archived History via CSV File	79
○ View Order Details	81
● Searching for Legacy Labels within Legacy Order Details Page.....	81
○ Search by Label Number	81
○ Search Recipient Name.....	82
○ Search Recipient Email.....	83
○ Search by Recipient Address	84
○ Search by Date	85
○ Search by Shipped Status	86
○ Search by Payment Status	86
○ Search by Service Type	87
● All Actions for Legacy Labels within Legacy Order Details Page	89
○ View USPS Tracking	89
○ Ship Label Again	90
○ Request / Cancel Refund for Label(s)	91
● All Actions within the Legacy Label Details Page	93
○ View USPS Tracking for Label.....	94
○ Ship Label Again	95
○ File an Insurance Claim for the Label.....	96
○ Request / Cancel a Refund.....	96
○ Request a Service Refund	98
○ View Label's Delivery Status	99
○ View Label Details & Order Summary	99
○ View Labels Action History Table.....	101

Enhanced Click-N-Ship Order History

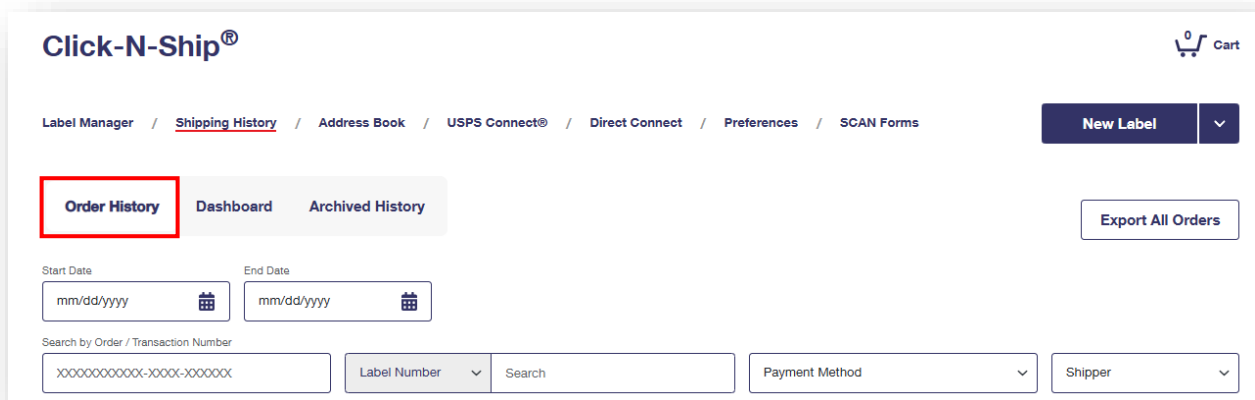
Within the Enhanced Click-N-Ship® Order History, you will be able to view all of the previous Orders, Labels, and Transactions that you have made using the Enhanced Click-N-Ship® application.

1) Access the Enhanced Click-N-Ship® Order History

- a) Click on **Shipping History** tab in the navigation menu.



- b) By default, you will be in the **Order History** view.



Searching for Orders within Order History

Within the Order History, you'll be able to filter the search for your purchased orders by different filters.

Search by Date Range

- a) Select the **Calendar** icon from the **Start Date** section and select a date.

The screenshot shows the 'Order History' page with tabs for 'Order History', 'Dashboard', and 'Archived History'. An 'Export All Orders' button is in the top right. The 'Start Date' field is highlighted with a red box, showing a calendar for February 2025. The calendar has a grid with days of the week (Su, Mo, Tu, We, Th, Fr, Sa) and dates. The date '26' is selected. Below the calendar are 'Clear' and 'Today' buttons. The 'End Date' field is also visible with a calendar icon. Below the date fields are filters for 'Label Number', 'Search', 'Payment Method', and 'Shipper'. A table of orders is shown below, with columns for Date, Labels, Payment Method, Shipper, and Total. The first row shows an order from January 7, 2025, with 1 label, AMEX-1008 payment method, TB shipper, and a total of \$44.80. A 'View Order' button is next to the order.

- b) Select the **Calendar** icon from the **End Date** section and select a date.

The screenshot shows the 'Order History' page with the 'End Date' field highlighted by a red box. The 'Start Date' field now contains '01/01/2025'. The 'End Date' calendar for February 2025 is open, and the date '26' is selected. The 'Search by Order / Transaction Number' field contains a placeholder 'XXXXXXXXXXXX-XXXX-XXXX'. Below the search field is a section titled 'Orders (1)' with a table of orders. The table has columns for Order, Date, Labels, Payment Method, Shipper, and Total. The first row shows an order with ID 'e9bc2781-aec2-4bae', dated January 7, 2025, with 1 label, AMEX-1008 payment method, TB shipper, and a total of \$44.80. A 'View Order' button is next to the order.

- c) Once the Start and End Date are selected, the associated order(s) will automatically be displayed in the **Orders Table**.

Order History

Dashboard

Archived History

Export All Orders

Start Date

01/01/2025

End Date

02/13/2025

Search by Order / Transaction Number

XXXXXXXXXXXX-XXXX-XXXXXX

Label Number

Search

Payment Method

Shipper

Orders (1)

<input type="checkbox"/>	Order	Date	Labels	Payment Method	Shipper	Total	
<input type="checkbox"/>	e9bc2781-aec2-4ba4-a234-79a92cdd09f7	January 7, 2025	1	AMEX-1008	TB	\$44.80	View Order

Search by Order / Transaction Number

- Enter the Order or Transaction Number in the **Search by Order / Transaction Number** textbox *(please do not include any dashes or special symbols in the text box, otherwise the order will not populate as needed).*

Order History

Dashboard

Archived History

Export All Orders

Start Date

mm/dd/yyyy

End Date

mm/dd/yyyy

Search by Order / Transaction Number

XXXXXXXXXXXX-XXXX-XXXXXX

Label Number

Search

Payment Method

Shipper

Orders (6)

<input type="checkbox"/>	Order	Date	Labels	Payment Method	Shipper	Total	
<input type="checkbox"/>	e9bc2781-aec2-4ba4-a234-79a92cdd09f7	January 7, 2025	1	AMEX-1008	TB	\$44.80	View Order

- Once the Order or Transaction Number is entered, the associated order will automatically be displayed in the Order Table.

Order History
Dashboard
Archived History
Export All Orders

Start Date
mm/dd/yyyy
End Date
mm/dd/yyyy

Search by Order / Transaction Number
85538814226d4cb1ba860c35fb83994b
Label Number
Search
Payment Method
Shipper

Orders (1)

<input type="checkbox"/>	Order	Date	Labels	Payment Method	Shipper	Total	
<input type="checkbox"/>	85538814-226d-4cb1-ba86-0c35fb83994b	November 14, 2024	1	DISCOVER-5067	TB	\$5.98	View Order

Search by Label Number

- Click on the action dropdown and select **Label Number**. Once selected, enter the 22-digit Label Number associated with a specific order in the **Search** textbox.

Order History
Dashboard
Archived History
Export All Orders

Start Date
mm/dd/yyyy
End Date
mm/dd/yyyy

Search by Order / Transaction Number
XXXXXXXXXXXX-XXXX-XXXXXX
Label Number
Search
Payment Method
Shipper

Orders (6)

<input type="checkbox"/>	Order	Date	Labels	Payment Method	Shipper	Total	
<input type="checkbox"/>	e9bc2781-aec2-4ba4-a234-79a92cdd09	025	1	AMEX-1008	TB	\$44.80	View Order

- Once the **Label Number** is entered, the associated order(s) will automatically be displayed.

Order History

Dashboard

Archived History

Export All Orders

Start Date

mm/dd/yyyy

End Date

mm/dd/yyyy

Search by Order / Transaction Number

XXXXXXXXXX-XXXX-XXXXXX

Label Number

9434630109355016271155

Payment Method

Shipper

Orders (1)

Order

Date

Labels

Payment Method

Shipper

Total

5d5a721e-9c23-4c8f-afb7-fe17f3262dec

November 14, 2024

1

DISCOVER-5067

TB

\$5.98

View Order

Search by Recipient Name

- Click on the action dropdown and select **Recipient Name**. Once selected, enter the Recipient Name associated with a specific order in the **Search** textbox.

Order History

Dashboard

Archived History

Export All Orders

Start Date

mm/dd/yyyy

End Date

mm/dd/yyyy

Search by Order / Transaction Number

XXXXXXXXXX-XXXX-XXXXXX

Recipient Name

Yufen

Payment Method

Shipper

Orders (1)

Order

Date

Labels

Payment Method

Shipper

Total

5d5a721e-9c23-4c8f-afb7-fe17f3262dec

4, 2024

1

DISCOVER-5067

TB

\$5.98

View Order

- Once the **Recipient Name** is entered, the associated order(s) will automatically be displayed.

Order History

Dashboard

Archived History

Export All Orders

Start Date

mm/dd/yyyy

End Date

mm/dd/yyyy

Search by Order / Transaction Number

XXXXXXXXXX-XXXX-XXXXXX

Recipient Name

Yufien

Payment Method

Shipper

Orders (1)

	Order	Date	Labels	Payment Method	Shipper	Total	
<input type="checkbox"/>	5d5a721e-9c23-4c8f-afb7-fe17f3262dec	November 14, 2024	1	DISCOVER-5067	TB	\$5.98	View Order

Search by Recipient Email

- a) Click on the action dropdown and select **Recipient Email**. Once selected, enter the Recipient Email associated with a specific order in the **Search** textbox.

Order History

Dashboard

Archived History

Export All Orders

Start Date

mm/dd/yyyy

End Date

mm/dd/yyyy

Search by Order / Transaction Number

XXXXXXXXXX-XXXX-XXXXXX

Recipient Email

Search

Payment Method

Shipper

Orders (6)

	Order	Date	Labels	Payment Method	Shipper	Total	
<input type="checkbox"/>	e9bc2781-aec2-4ba4-a234-79a92cdd09	025	1	AMEX-1008	TB	\$44.80	View Order

- b) Once the **Recipient Email** is entered, the associated order(s) will automatically be displayed.

Order History

Dashboard

Archived History

Export All Orders

Start Date

mm/dd/yyyy

End Date

mm/dd/yyyy

Search by Order / Transaction Number

XXXXXXXXXX-XXXX-XXXXXX

Recipient Email

Search

Payment Method

Shipper

Orders (6)

Order

Date

Labels

Payment Method

Shipper

Total

☐
[e9bc2781-aec2-4ba4-a234-79a92cdd0917](#)

January 7, 2025

1

AMEX-1008

TB

\$44.80

View Order

Search by Recipient Address

- a) Click on the action dropdown and select **Recipient Address**. Once selected, enter the Recipient Address associated with a specific order in the **Search** textbox.

Order History

Dashboard

Archived History

Export All Orders

Start Date

mm/dd/yyyy

End Date

mm/dd/yyyy

Search by Order / Transaction Number

XXXXXXXXXX-XXXX-XXXXXX

Recipient Address

Search

Payment Method

Shipper

Orders (6)

Order

Date

Labels

Payment Method

Shipper

Total

☐
[e9bc2781-aec2-4ba4-a234-79a92cdd0917](#)

January 7, 2025

1

AMEX-1008

TB

\$44.80

View Order

- b) Once the **Recipient Address** is entered, the associated order(s) will automatically be displayed.

Order History

Dashboard

Archived History

Export All Orders

Start Date

mm/dd/yyyy

End Date

mm/dd/yyyy

Search by Order / Transaction Number

XXXXXXXXXXXX-XXXX-XXXXXX

Recipient Address

331

Payment Method

Shipper

Orders (1)

Order

Date

Labels

Payment Method

Shipper

Total

[e9bc2781-aec2-4ba4-a234-79a92cdd09f7](#)

January 7, 2025

1

AMEX-1008

TB

\$44.80

View Order

Search by Refund Transaction

- Click on the action dropdown and select **Refund Transaction**. Once selected, enter the Refund Transaction Number associated with a specific order in the **Search** textbox.

Order History

Dashboard

Archived History

Export All Orders

Start Date

mm/dd/yyyy

End Date

mm/dd/yyyy

Search by Order / Transaction Number

XXXXXXXXXXXX-XXXX-XXXXXX

Refund Transaction

Search

Payment Method

Shipper

Orders (6)

Order

Date

Labels

Payment Method

Shipper

Total

[e9bc2781-aec2-4ba4-a234-79a92cdd09f7](#)

January 7, 2025

1

AMEX-1008

TB

\$44.80

View Order

- Once the **Refund Transaction Number** is entered, the associated order(s) will automatically be displayed.

Order History

Dashboard

Archived History

Export All Orders

Start Date

mm/dd/yyyy

End Date

mm/dd/yyyy

Search by Order / Transaction Number

XXXXXXXXXXXX-XXXX-XXXXXX

Refund Transaction

2

Payment Method

Shipper

Orders (1)

Order

Date

Labels

Payment Method

Shipper

Total

[e9bc2781-aec2-4ba4-a234-79a92cdd09f7](#)

January 7, 2025

1

AMEX-1008

TB

\$44.80

View Order

Search by Batch Name

- Click on the action dropdown and select **Batch Name**. Once selected, enter the Batch Name associated with a specific order in the **Search** textbox.

Order History

Dashboard

Archived History

Export All Orders

Start Date

mm/dd/yyyy

End Date

mm/dd/yyyy

Search by Order / Transaction Number

XXXXXXXXXXXX-XXXX-XXXXXX

Batch Name

Search

Payment Method

Shipper

Orders (6)

Order

Date

Labels

Payment Method

Shipper

Total

[e9bc2781-aec2-4ba4-a234-79a92cdd09f7](#)

January 7, 2025

1

AMEX-1008

TB

\$44.80

View Order

- Once the **Batch Name** is entered, the associated order(s) will automatically be displayed.

Order History

Dashboard

Archived History

Export All Orders

Start Date

mm/dd/yyyy

End Date

mm/dd/yyyy

Search by Order / Transaction Number

XXXXXXXXXX-XXXX-XXXXXX

Batch Name

CNS Tracking Test

Payment Method

Shipper

Orders (1)

<input type="checkbox"/>	Order	Date	Labels	Payment Method	Shipper	Total	
<input type="checkbox"/>	d8b5da2e-3287-4e66-a3af-f44de69b14fa	February 28, 2025	2	EPS-3770	JG	\$61.80	View Order

Search by Payment Method

- a) Select the **Payment Method** dropdown and select a payment method type.

Order History

Dashboard

Archived History

Export All Orders

Start Date

mm/dd/yyyy

End Date

mm/dd/yyyy

Search by Order / Transaction Number

XXXXXXXXXX-XXXX-XXXXXX

Batch Name

Search

Payment Method

Shipper

Orders (139)

<input type="checkbox"/>	Order	Date	Labels	Payment		
<input type="checkbox"/>	d8b5da2e-3287-4e66-a3af-f44de69b14fa	February 28, 2025	2	EPS-3770		View Order
<input type="checkbox"/>	505da2b9-b343-458b-ba55-9b82dfa9b0be	February 28, 2025	1	EPS-3770	JG	View Order

- b) Once the Payment Method type is selected, the associated order(s) will automatically be displayed.

Order History

Dashboard

Archived History

Export All Orders

Start Date

mm/dd/yyyy

End Date

mm/dd/yyyy

Search by Order / Transaction Number

XXXXXXXXXXXX-XXXX-XXXXXX

Batch Name

Search

Credit Card

Shipper

Orders (1)

Order

Date

Labels

Payment Method

Shipper

Total

9037c900-78e2-4a67-9d52-38dc1f34210a

January 7, 2025

1

AMEX-1013

JG

\$8.77

View Order

Search by Shipper Type (Business Accounts)

- Select the **Shipper** dropdown and select a Shipper type.
 - Note, to view by a different shipper that is not yourself, an organization ID must be set up and connected.*

Order History

Dashboard

Archived History

Export All Orders

Start Date

mm/dd/yyyy

End Date

mm/dd/yyyy

Search by Order / Transaction Number

XXXXXXXXXXXX-XXXX-XXXXXX

Batch Name

Search

Payment Method

Shipper

Orders (139)

Order

Date

Labels

Payment Method

Shipper

Total

d6b5da2e-3287-4e66-a3af-f44de69b14fa

February 28, 2025

2

EPS-3770

JG

\$61.80

View Order

- Once the Shipper is selected, the associated order(s) for the selected Shipper will automatically be displayed.

Order History

Dashboard

Archived History

Export All Orders

Start Date

mm/dd/yyyy

End Date

mm/dd/yyyy

Search by Order / Transaction Number

XXXXXXXXXX-XXXX-XXXXXX

Batch Name

Search

Payment Method

Me (Johnny Goode)

Orders (139)

☐

Order

Date

Labels

Payment Method

Shipper

Total

☐

d6b5da2e-3287-4e66-a3af-f44de69b14fa

February 28, 2025

2

EPS-3770

JG

\$61.80

View Order

☐

505da2b9-b343-458b-ba55-9b82dfa9b0be

February 28, 2025

1

EPS-3770

JG

\$8.40

View Order

All Actions for Orders within Order History

Within the Order History, you'll be able to perform multiple actions to one or multiple orders at a time.

Export All Order History via CSV File

- To export your entire Order History at once, select **Export All Orders** button (this option will be displayed by default if no orders are selected).

Order History

Dashboard

Archived History

Export All Orders

Start Date

mm/dd/yyyy

End Date

mm/dd/yyyy

Search by Order / Transaction Number

XXXXXXXXXX-XXXX-XXXXXX

Batch Name

Search

Payment Method

Shipper

Orders (139)

☐

Order

Date

Labels

Payment Method

Shipper

Total

☐

d6b5da2e-3287-4e66-a3af-f44de69b14fa

February 28, 2025

2

EPS-3770

JG

\$61.80

View Order

☐

505da2b9-b343-458b-ba55-9b82dfa9b0be

February 28, 2025

1

EPS-3770

JG

\$8.40

View Order

- Once selected, an **Export Shipping History** popup modal will be displayed. Select a time frame from the **Time Period** dropdown.

The screenshot shows a dialog box titled "Export Shipping History" with a close button (X) in the top right corner. Below the title is a label "Time Period" followed by a dropdown menu. The dropdown menu is open, showing a list of options: "Past 7 days", "Past 7 days", "Past 30 days" (which is highlighted in blue), "Past 60 days", "Past 90 days", and "Custom". A red rectangular box highlights the entire dropdown menu area.

- c) Enter your email in the **Email** section to have the CSV file emailed to you (optional).

The screenshot shows the same "Export Shipping History" dialog box. The "Time Period" dropdown menu is now closed and displays "Past 30 days". Below the dropdown is a text instruction: "The CSV file you export will automatically download in your browser and be sent to the following email address. If the file size exceeds the maximum limit, it will only be sent by email." Below this text is an input field labeled "Email". A red rectangular box highlights the "Email" input field. At the bottom right of the dialog box is a dark blue button labeled "Export".

- d) Select **Export** to export the CSV file.

×

Export Shipping History

Time Period

Past 30 days

The CSV file you export will automatically download in your browser and be sent to the following email address. If the file size exceeds the maximum limit, it will only be sent by email.

Email

Export

Export Specific Orders from Order History via CSV File

- To export specific orders from your Order History, select the **checkbox** of the Orders that you would like to export.
- Select the **Export Selected Orders** button.

Order History

Dashboard

Archived History

Export Selected Orders (2)

Start Date

mm/dd/yyyy

End Date

mm/dd/yyyy

Search by Order / Transaction Number

XXXXXXXXXX-XXXX-XXXXXX

Batch Name

Search

Payment Method

Shipper

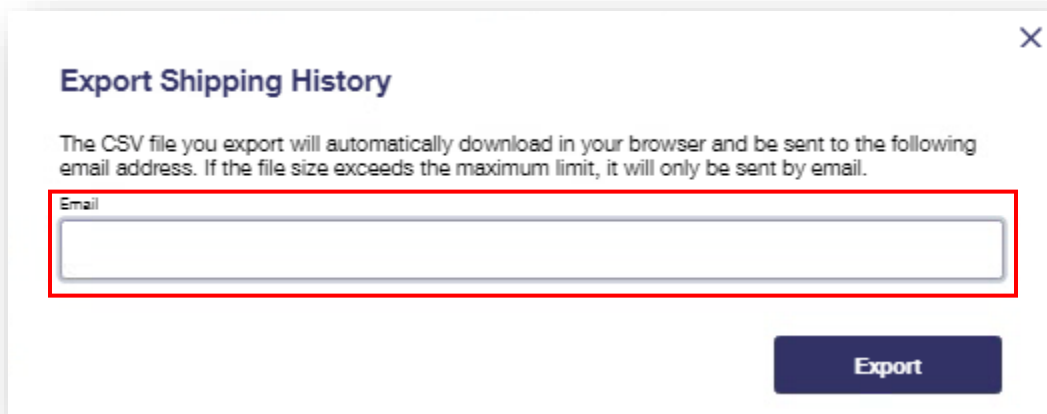
Orders (139)

<

>

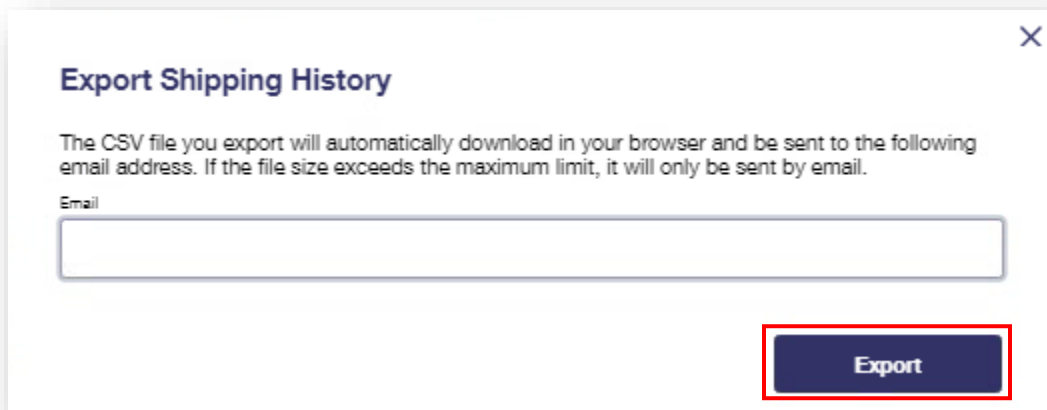
<input type="checkbox"/>	Order	Date	Labels	Payment Method	Shipper	Total	
<input checked="" type="checkbox"/>	d8b5da2e-3287-4e66-a3af-f44de69b14fa	February 28, 2025	2	EPS-3770	JG	\$61.80	<button>View Order</button>
<input checked="" type="checkbox"/>	505da2b9-b343-458b-ba55-9b82dfa9b0be	February 28, 2025	1	EPS-3770	JG	\$8.40	<button>View Order</button>

- c) Once selected, an **Export Shipping History** popup modal will be displayed. Enter your email in the **Email** section to have the CSV file emailed to you (optional).



The screenshot shows a modal window titled "Export Shipping History" with a close button (X) in the top right corner. Below the title is a paragraph of text: "The CSV file you export will automatically download in your browser and be sent to the following email address. If the file size exceeds the maximum limit, it will only be sent by email." Below this text is a text input field with the label "Email" above it. The input field is highlighted with a red rectangular border. At the bottom right of the modal is a dark blue button labeled "Export".

- d) Select **Export** to export the CSV file.



The screenshot shows the same "Export Shipping History" modal window. In this view, the "Email" input field is empty. The "Export" button at the bottom right is highlighted with a red rectangular border.

View Order Details

- a) To view the details of an order, select the **View Order** button or the **Order ID hyperlink** under the Order section.

The screenshot shows the 'Order History' page. At the top, there are tabs for 'Order History', 'Dashboard', and 'Archived History'. On the right, there is a button 'Export All Orders'. Below these are filters for 'Start Date' and 'End Date' (both with 'mm/dd/yyyy' format and calendar icons), a 'Search by Order / Transaction Number' field with a placeholder 'XXXXXXXXXX-XXXX-XXXXXX', and dropdowns for 'Batch Name', 'Payment Method', and 'Shipper'. The main section is titled 'Orders (139)' and contains a table with columns: Order (with a checkbox), Date, Labels, Payment Method, Shipper, and Total. Two orders are listed. The first order has an ID 'd6b5da2e-3287-4e66-a3af-f44de69b14fa' highlighted with a red box, a date of 'February 28, 2025', 2 labels, 'EPS-3770' payment method, 'JG' shipper, and a total of '\$61.80'. A 'View Order' button is highlighted with a red box next to this order. The second order has an ID '505da2b9-b343-458b-ba55-9b82dfa9b0be', the same date, 1 label, 'EPS-3770' payment method, 'JG' shipper, and a total of '\$8.40'. A 'View Order' button is also present next to it.

Searching for Labels within Order Details Page

Within the Order Details page, you'll be able to filter search for your purchased labels by different filters.

Search by Label Number

- a) Select **Label Number** from the dropdown and enter the Label Number in the **Search** textbox.

The screenshot shows the 'Order Details' page for Order # D6B5DA2E-3287-4E66-A3AF-F44DE69B14FA. At the top, there is a 'Back to Order History' link. The order details include the order number, a 'JG' shipper icon, and buttons for 'Print Labels' and 'Export All Labels'. Below this, there is a summary section with 'Date' (February 28, 2025), 'Charged to' (EPS-3770), and 'Order Total' (\$61.80 (2 Labels)). A note states '*only labels available for print will be printed'. Below the summary is a search section with a dropdown menu for 'Label Number' (which is selected and highlighted with a red box), a 'Search' text box (also highlighted with a red box), and several other filters: 'mm/dd/yyyy' with a calendar icon, 'Shipped Status', 'Payment Status', and 'Service Type'. Below the search section is a table with columns: Recipient, Service Type, Tracking, Payment Status, and Cost. The table shows one entry for 'JANE DOE' with service type 'CP-PFRE' and tracking number 'CA000588895US'. A 'Print' button is visible next to the entry.

- b) Once the Label Number is entered, the associated label(s) will automatically be displayed.

[Back to Order History](#)

Order # D6B5DA2E-3287-4E66-A3AF-F44DE69B14FA JG Print Labels Export All Labels
*only labels available for print will be printed

Date: February 28, 2025 Charged to: EPS-3770 Order Total: \$61.80 (1 Label)

Label Number: CA000588900US mm/dd/yyyy Shipped Status Payment Status Service Type

Labels (1)

<input type="checkbox"/>	Ship Date	Recipient	Service Type	Tracking	Payment Status	Cost	
<input type="checkbox"/>	February 28, 2025	JANE DOE 130 25 AVE SW CALGARY, CA	CP-PFRE CNS Tracking Test	CA000588900US	Account Charged	\$30.90	Print ⋮

Search Recipient Name

- a) Select **Recipient Name** from the dropdown and enter the recipient's name in the **Search** textbox.

[Back to Order History](#)

Order # D6B5DA2E-3287-4E66-A3AF-F44DE69B14FA JG Print Labels Export All Labels
*only labels available for print will be printed

Date: February 28, 2025 Charged to: EPS-3770 Order Total: \$61.80 (2 Labels)

Recipient Name: Search mm/dd/yyyy Shipped Status Payment Status Service Type

Recipient Name
Recipient Email
Recipient Address
Refund Transaction
Batch Name

Recipient	Service Type	Tracking	Payment Status	Cost	
JANE DOE 130 25 AVE SW CALGARY, CA	CP-PFRE CNS Tracking Test	CA00058895US	Account Charged	\$30.90	Print ⋮

- b) Once the recipient's name is entered, the associated label(s) will automatically be displayed.

[Back to Order History](#)

Order # D6B5DA2E-3287-4E66-A3AF-F44DE69B14FA JG Print Labels Export All Labels

Date: February 28, 2025 Charged to: EPS-3770 Order Total: \$61.80 (2 Labels)

*only labels available for print will be printed

Recipient Name: Jane mm/dd/yyyy Shipped Status: Payment Status: Service Type:

Labels (2)

<input type="checkbox"/>	Ship Date	Recipient	Service Type	Tracking	Payment Status	Cost	
<input type="checkbox"/>	February 28, 2025	JANE DOE 130 25 AVE SW CALGARY, CA	CP-PFRE CNS Tracking Test	CA000588895US	Account Charged	\$30.90	Print

Search Recipient Email

- a) Select **Recipient Email** from the dropdown and enter the recipient's email in the **Search** textbox.

[Back to Order History](#)

Order # D6B5DA2E-3287-4E66-A3AF-F44DE69B14FA JG Print Labels Export All Labels

Date: February 28, 2025 Charged to: EPS-3770 Order Total: \$61.80 (2 Labels)

*only labels available for print will be printed

Recipient Email: Search mm/dd/yyyy Shipped Status: Payment Status: Service Type:

Label Number
Recipient Name
Recipient Email
Recipient Address
Refund Transaction
Batch Name

<input type="checkbox"/>	Ship Date	Recipient	Service Type	Tracking	Payment Status	Cost	
<input type="checkbox"/>	February 28, 2025	JANE DOE 130 25 AVE SW CALGARY, CA	CP-PFRE CNS Tracking Test	CA000588895US	Account Charged	\$30.90	Print

- b) Once the recipient's email is entered, the associated label(s) will automatically be displayed.

[Back to Order History](#)

Order # D6B5DA2E-3287-4E66-A3AF-F44DE69B14FA

JG

Print Labels **Export All Labels**

*only labels available for print will be printed

Date: February 28, 2025 Charged to: EPS-3770 Order Total: \$61.80 (2 Labels)

Recipient Email

Labels (2)

<input type="checkbox"/>	Ship Date	Recipient	Service Type	Tracking	Payment Status	Cost	
<input type="checkbox"/>	February 28, 2025	JANE DOE 130 25 AVE SW CALGARY, CA	CP-PFRE CNS Tracking Test	CA000588895US	Account Charged	\$30.90	Print

Search by Recipient Address

- a) Select **Recipient Address** from the dropdown and enter the recipient's address in the **Search** textbox.

[Back to Order History](#)

Order # D6B5DA2E-3287-4E66-A3AF-F44DE69B14FA

JG

Print Labels **Export All Labels**

*only labels available for print will be printed

Date: February 28, 2025 Charged to: EPS-3770 Order Total: \$61.80 (2 Labels)

Recipient Email

Label Number
Recipient Name
Recipient Email
Recipient Address
Refund Transaction
Batch Name

Recipient	Service Type	Tracking	Payment Status	Cost	
JANE DOE 130 25 AVE SW CALGARY, CA	CP-PFRE CNS Tracking Test	CA000588895US	Account Charged	\$30.90	Print

- b) Once the recipient's address is entered, the associated label(s) will automatically be displayed.

[Back to Order History](#)

Order # D6B5DA2E-3287-4E66-A3AF-F44DE69B14FA

JG

[Print Labels](#) [Export All Labels](#)

*only labels available for print will be printed

Date: February 28, 2025 Charged to: EPS-3770 Order Total: \$61.80 (2 Labels)

Recipient Email Search mm/dd/yyyy Shipped Status Payment Status Service Type

Labels (2)

<input type="checkbox"/>	Ship Date	Recipient	Service Type	Tracking	Payment Status	Cost	
<input type="checkbox"/>	February 28, 2025	JANE DOE 130 25 AVE SW CALGARY, CA	CP-PFRE CNS Tracking Test	CA000588895US	Account Charged	\$30.90	Print

Search by Refund Transaction

- a) Select **Refund Transaction** from the dropdown and enter the Refund Transaction ID in the **Search** textbox.

[Back to Order History](#)

Order # D6B5DA2E-3287-4E66-A3AF-F44DE69B14FA

JG

[Print Labels](#) [Export All Labels](#)

*only labels available for print will be printed

Date: February 28, 2025 Charged to: EPS-3770 Order Total: \$61.80 (2 Labels)

Recipient Email Search mm/dd/yyyy Shipped Status Payment Status Service Type

- Label Number
- Recipient Name
- Recipient Email
- Recipient Address
- Refund Transaction**
- Batch Name

	Recipient	Service Type	Tracking	Payment Status	Cost	
	JANE DOE 130 25 AVE SW CALGARY, CA	CP-PFRE CNS Tracking Test	CA000588895US	Account Charged	\$30.90	Print

- b) Once the refund transaction ID is entered, the associated label(s) will automatically be displayed.

[Back to Order History](#)

Order # D6B5DA2E-3287-4E66-A3AF-F44DE69B14FA

Date: February 28, 2025 Charged to: EPS-3770 Order Total: \$61.80 (2 Labels)

[Print Labels](#) [Export All Labels](#)

*only labels available for print will be printed

Refund Transaction Search mm/dd/yyyy Shipped Status Payment Status Service Type

Labels (2)

<input type="checkbox"/>	Ship Date	Recipient	Service Type	Tracking	Payment Status	Cost	
<input type="checkbox"/>	February 28, 2025	JANE DOE 130 25 AVE SW CALGARY, CA	CP-PFRE CNS Tracking Test	CA000588895US	Account Charged	\$30.90	Print

Search by Batch Name

- a) Select **Batch Name** from the dropdown and enter the Batch Name the **Search** textbox.

[Back to Order History](#)

Order # D6B5DA2E-3287-4E66-A3AF-F44DE69B14FA

Date: February 28, 2025 Charged to: EPS-3770 Order Total: \$61.80 (2 Labels)

[Print Labels](#) [Export All Labels](#)

*only labels available for print will be printed

Batch Name Search mm/dd/yyyy Shipped Status Payment Status Service Type

[Label Number](#)
[Recipient Name](#)
[Recipient Email](#)
[Recipient Address](#)
[Refund Transaction](#)
[Batch Name](#)

Recipient	Service Type	Tracking	Payment Status	Cost	
JANE DOE 130 25 AVE SW CALGARY, CA	CP-PFRE CNS Tracking Test	CA000588895US	Account Charged	\$30.90	Print

- b) Once the Batch Name is entered, the associated label(s) will automatically be displayed. The labels associated with a batch will have the batch name and symbol displayed below the service type.

[Back to Order History](#)

Order # D6B5DA2E-3287-4E66-A3AF-F44DE69B14FA

JG

Print Labels

Export All Labels

*only labels available for print will be printed

Date February 28, 2025 Charged to EPS-3770 Order Total \$61.80 (2 Labels)

Batch Name Search mm/dd/yyyy Shipped Status Payment Status Service Type

Labels (2)

<input type="checkbox"/>	Ship Date	Recipient	Service Type	Tracking	Payment Status	Cost	
<input type="checkbox"/>	February 28, 2025	JANE DOE 130 25 AVE SW CALGARY, CA	CP-PFRE CNS Tracking Test	CA000588895US	Account Charged	\$30.90	Print
<input type="checkbox"/>	February 28, 2025	JANE DOE 130 25 AVE SW CALGARY, CA	CP-PFRE CNS Tracking Test	CA0005888900US	Account Charged	\$30.90	Print

Search by Date

a) Select the calendar icon from the **Date** section.

[Back to Order History](#)

Order # D6B5DA2E-3287-4E66-A3AF-F44DE69B14FA

JG

Print Labels

Export All Labels

*only labels available for print will be printed

Date February 28, 2025 Charged to EPS-3770 Order Total \$61.80 (2 Labels)

Batch Name Search mm/dd/yyyy Shipped Status Payment Status Service Type

Labels (2)

<input type="checkbox"/>	Ship Date	Recipient	Service Type	Tracking	Payment Status	Cost	
<input type="checkbox"/>	February 28, 2025	JANE DOE 130 25 AVE SW CALGARY, CA	CP-PFRE CNS Tracking Test	CA000588895US	Account Charged	\$30.90	Print
<input type="checkbox"/>	February 28, 2025	JANE DOE 130 25 AVE SW CALGARY, CA	CP-PFRE CNS Tracking Test	CA0005888900US	Account Charged	\$30.90	Print

b) Once the date is selected, the associated label(s) will automatically be displayed.

[Back to Order History](#)

Order # D6B5DA2E-3287-4E66-A3AF-F44DE69B14FA JG Print Labels Export All Labels

*only labels available for print will be printed

Date: February 28, 2025 Charged to: EPS-3770 Order Total: \$61.80 (2 Labels)

Label Number Search 02/28/2025 Shipped Status Payment Status Service Type

Labels (2)

<input type="checkbox"/>	Ship Date	Recipient	Service Type	Tracking	Payment Status	Cost	
<input type="checkbox"/>	February 28, 2025	JANE DOE 130 25 AVE SW CALGARY, CA	CP-PFRE CNS Tracking Test	CA000588895US	Account Charged	\$30.90	Print

Search by Shipped Status

a) Select a Shipped Status type from the **Shipped Status** section.

[Back to Order History](#)

Order # D6B5DA2E-3287-4E66-A3AF-F44DE69B14FA JG Print Labels Export All Labels

*only labels available for print will be printed

Date: February 28, 2025 Charged to: EPS-3770 Order Total: \$61.80 (2 Labels)

Label Number Search 02/28/2025 Shipped Status Payment Status Service Type

Labels (2)

<input type="checkbox"/>	Ship Date	Recipient	Service Type	Tracking	Payment Status	Cost	
<input type="checkbox"/>	February 28, 2025	JANE DOE 130 25 AVE SW CALGARY, CA	CP-PFRE CNS Tracking Test	CA000588895US	Account Charged	\$30.90	Print

b) Once the Shipped Status is selected, the associated label(s) will automatically be displayed.

[Back to Order History](#)

Order # D6B5DA2E-3287-4E66-A3AF-F44DE69B14FA JG Print Labels Export All Labels
*only labels available for print will be printed

Date: February 28, 2025 Charged to: EPS-3770 Order Total: \$61.80 (2 Labels)

Label Number Search 02/28/2025 No Payment Status Service Type

Labels (2)

<input type="checkbox"/>	Ship Date	Recipient	Service Type	Tracking	Payment Status	Cost	
<input type="checkbox"/>	February 28, 2025	JANE DOE 130 25 AVE SW CALGARY, CA	CP-PFRE CNS Tracking Test	CA000588895US	Account Charged	\$30.90	Print
<input type="checkbox"/>	February 28, 2025	JANE DOE 130 25 AVE SW CALGARY, CA	CP-PFRE CNS Tracking Test	CA000588890US	Account Charged	\$30.90	Print

Search by Payment Status

- a) Select a Payment Status type from the **Payment Status** section.

[Back to Order History](#)

Order # D6B5DA2E-3287-4E66-A3AF-F44DE69B14FA JG Print Labels Export All Labels
*only labels available for print will be printed

Date: February 28, 2025 Charged to: EPS-3770 Order Total: \$61.80 (2 Labels)

Label Number Search mm/dd/yyyy Shipped Status **Payment Status** Service Type

Labels (2)

<input type="checkbox"/>	Ship Date	Recipient	Service Type	Tracking	Payment Status	Cost	
<input type="checkbox"/>	February 28, 2025	JANE DOE 130 25 AVE SW CALGARY, CA	CP-PFRE CNS Tracking Test	CA000588895US	Account Charged	\$30.90	Print

- b) Once the Payment Status is selected, the associated label(s) will automatically be displayed.

[Back to Order History](#)

Order # D6B5DA2E-3287-4E66-A3AF-F44DE69B14FA JG Print Labels Export All Labels

Date: February 28, 2025 Charged to: EPS-3770 Order Total: \$61.80 (2 Labels)

*only labels available for print will be printed

Label Number Search mm/dd/yyyy Shipped Status Account Charged Service Type

Labels (2)

<input type="checkbox"/>	Ship Date	Recipient	Service Type	Tracking	Payment Status	Cost	
<input type="checkbox"/>	February 28, 2025	JANE DOE 130 25 AVE SW CALGARY, CA	CP-PFRE CNS Tracking Test	CA000588995US	Account Charged	\$30.90	Print
<input type="checkbox"/>	February 28, 2025	JANE DOE 130 25 AVE SW CALGARY, CA	CP-PFRE CNS Tracking Test	CA000588900US	Account Charged	\$30.90	Print

Search by Service Type

- a) Select a Service Type from the **Service Type** dropdown.

[Back to Order History](#)

Order # D6B5DA2E-3287-4E66-A3AF-F44DE69B14FA JG Print Labels Export All Labels

Date: February 28, 2025 Charged to: EPS-3770 Order Total: \$61.80 (2 Labels)

*only labels available for print will be printed

Label Number Search mm/dd/yyyy Shipped Status Payment Status **Service Type**

Labels (2)

<input type="checkbox"/>	Ship Date	Recipient	Service Type	Tracking	Payment Status	Cost	
<input type="checkbox"/>	February 28, 2025	JANE DOE 130 25 AVE SW CALGARY, CA	CP-PFRE CNS Tracking Test	CA000588995US	Account Charged	\$30.90	
<input type="checkbox"/>	February 28, 2025	JANE DOE 130 25 AVE SW CALGARY, CA	CP-PFRE CNS Tracking Test	CA000588900US	Account Charged	\$30.90	

Service Type

- Priority Mail®
- Priority Mail® Express
- Priority Mail® Cubic
- USPS Ground Advantage®
- USPS Ground Advantage® Cubic
- Priority Mail® International
- Priority Mail® Express International
- First Class Package International Service
- Connect Local™
- Connect Local™ Mail

- b) Once the Service Type is selected, the associated label(s) will automatically be displayed.

[Back to Order History](#)

Order # D6B5DA2E-3287-4E66-A3AF-F44DE69B14FA

JG

Print Labels

Export All Labels

*only labels available for print will be printed

Date
February 28, 2025

Charged to
EPS-3770

Order Total
\$61.80 (2 Labels)

Label Number

Search

mm/dd/yyyy



Shipped Status

Payment Status

Priority Mail® International

Labels (2)

< >

<input type="checkbox"/>	Ship Date	Recipient	Service Type	Tracking	Payment Status	Cost	
<input type="checkbox"/>	February 28, 2025	JANE DOE 130 25 AVE SW CALGARY, CA	CP-PFRE CNS Tracking Test	CA000588895US	Account Charged	\$30.90	<button>Print</button> <div></div>
<input type="checkbox"/>	February 28, 2025	JANE DOE 130 25 AVE SW CALGARY, CA	CP-PFRE CNS Tracking Test	CA000588900US	Account Charged	\$30.90	<button>Print</button> <div></div>

All Actions for Labels within Order Details Page

Within the Order Details page, you'll be able to perform multiple actions to one or multiple labels at a time.

a) Select Label(s)

a) Select the **Checkbox** of the specific label(s) that you would like to modify.

The screenshot shows the 'Order Details' page for Order # D6B5DA2E-3287-4E66-A3AF-F44DE69B14FA. At the top, there are buttons for 'Print Labels' and 'Export Selected Labels (2)'. Below this, a table displays order information: Date (February 28, 2025), Charged to (EPS-3770), and Order Total (\$61.80 (2 Labels)). A search bar and filters for 'Shipped Status', 'Payment Status', and 'Service Type' are present. The 'Labels (2)' section shows a table with columns: Ship Date, Recipient, Service Type, Tracking, Payment Status, and Cost. Two labels are listed, both with checkboxes selected. A red box highlights the first checkbox. To the right of the table, a dropdown menu is open, showing actions: 'Track', 'Ship Again', 'Save as PDF', 'Refund', 'Cancel Refund', and 'Create Return Label'. The 'Track' option is highlighted with a red box.

Ship Date	Recipient	Service Type	Tracking	Payment Status	Cost
February 28, 2025	JANE DOE 130 25 AVE SW CALGARY, CA	CP-PFRE CNS Tracking Test	CA000588895US	Account Charged	\$30.90
February 28, 2025	JANE DOE 130 25 AVE SW CALGARY, CA	CP-PFRE CNS Tracking Test	CA000588890US	Account Charged	\$30.90

View USPS Tracking

a) If you would like to view the USPS® tracking for the selected label, select **Track**.

This screenshot is similar to the previous one, but the 'Track' option in the dropdown menu is highlighted with a red box. The table below shows two labels. The first label has a tracking number CA000588895US and a cost of \$30.90. The second label has a tracking number CA000588890US and a cost of \$30.90. Both labels have checkboxes selected. The 'Track' button is highlighted with a red box.

Ship Date	Recipient	Service Type	Tracking	Payment Status	Cost
February 28, 2025	JANE DOE 130 25 AVE SW CALGARY, CA	CP-PFRE CNS Tracking Test	CA000588895US	Account Charged	\$30.90
February 28, 2025	JANE DOE 130 25 AVE SW CALGARY, CA	CP-PFRE CNS Tracking Test	CA000588890US	Account Charged	\$30.90

b) Once selected, you will be redirected to the **USPS® Tracking page** for that label.

USPS Tracking®

Tracking / FAQs >

Track Packages Anytime, Anywhere

Get the free Informed Delivery® feature to receive automated notifications on your packages

Learn More

Tracking Number: 9405830109355114139311

Copy Add to Informed Delivery

Remove X

Latest Update

A shipping label has been prepared for your item. A delivery date will be provided when USPS receives the package; contact the shipper or shipping partner with any inquiries.

Get More Out of USPS Tracking: USPS Tracking Plus®

Pre-Shipment Shipping Label Created, USPS Awaiting Item

ARLINGTON, VA 22209

July 14, 2024, 4:24 pm

Pre-Shipment, USPS Awaiting Item

July 14, 2024

What Do USPS Tracking Statuses Mean?

Ship Label Again

a) If you would like to ship the same label again, select **Ship Again**.

< Back to Order History

Order # D6B5DA2E-3287-4E66-A3AF-F44DE69B14FA JG

Print Labels Export Selected Labels (2)

*only labels available for print will be printed

Date: February 28, 2025 Charged to: EPS-3770 Order Total: \$61.80 (2 Labels)

Label Number Search mm/dd/yyyy Shipped Status Payment Status Service Type

Labels (2) Note: not all actions are available for the labels selected 2 Labels Track Ship Again Save as PDF Refund Cancel Refund Create Return Label

Ship Date	Recipient	Service Type	Tracking	Payment Status	Cost	
February 28, 2025	JANE DOE 130 25 AVE SW CALGARY, CA	CP-PFRE CNS Tracking Test	CA000588895US	Account Charged	\$30.90	Print
February 28, 2025	JANE DOE 130 25 AVE SW CALGARY, CA	CP-PFRE CNS Tracking Test	CA000588890US	Account Charged	\$30.90	Print

Track

Ship Again

Save as PDF

Refund

Cancel Refund

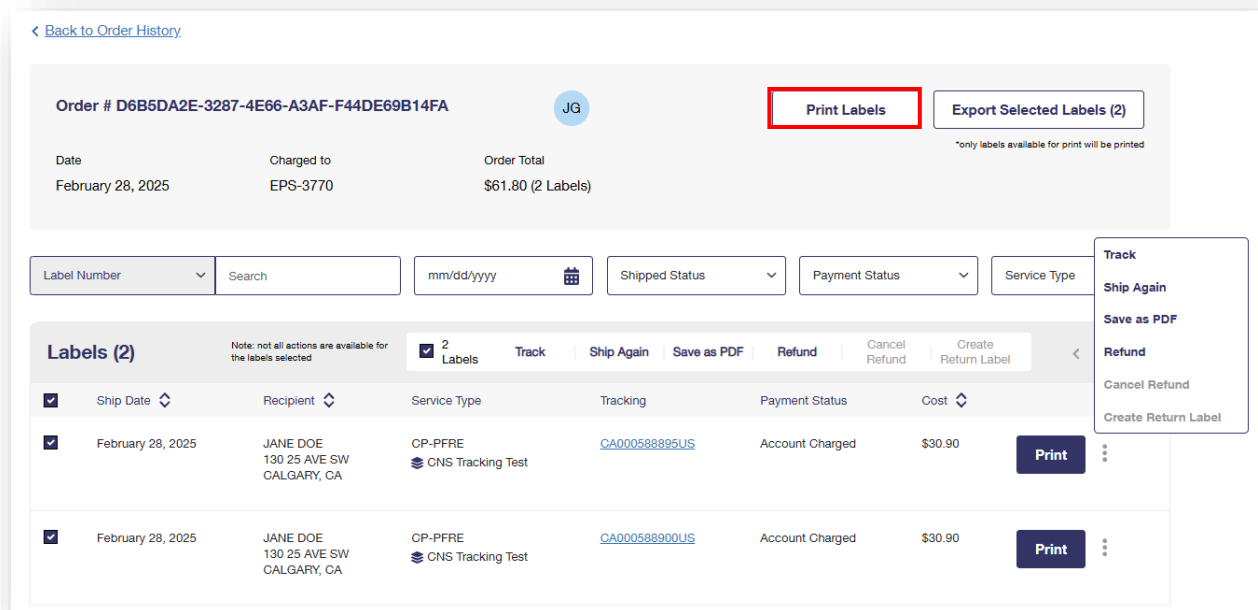
Create Return Label

- b) Once selected, a new label with the exact same details will be readded to your Label Cart and the following **green message bar** will be displayed at the top of the page.

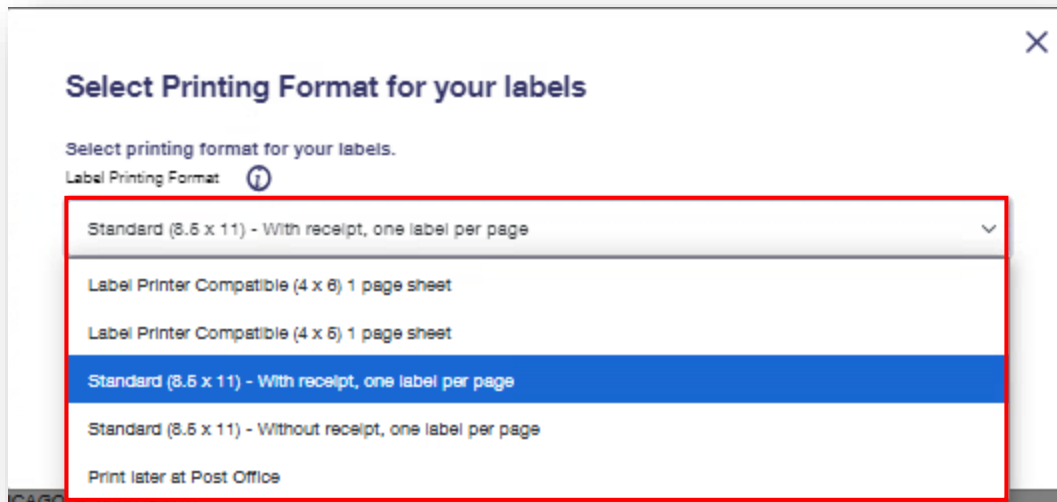


Print / Re-print Labels

- a) If you would like to print or re-print the selected label, select the **Print Labels** button.

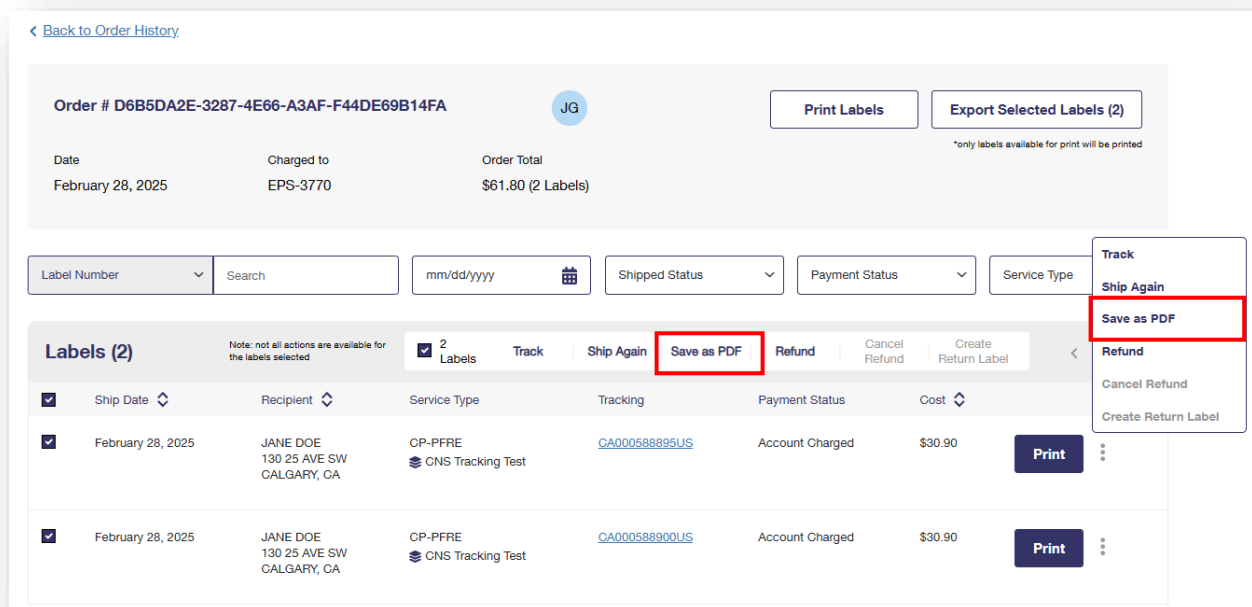


- b) A **Select Printing Format for your Labels** popup modal will be displayed. Select a **printing format type** and select **Get PDF** to print.

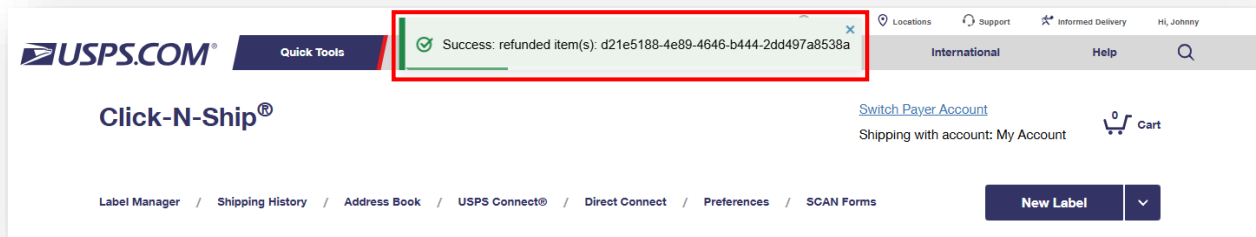


Save Label(s) as PDF

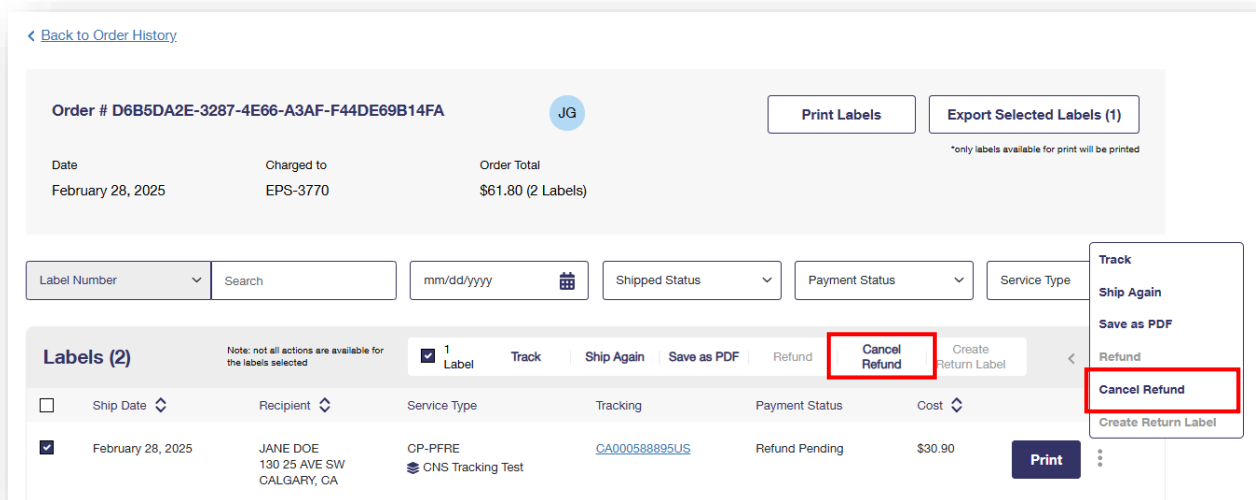
- a) If you would like to save the selected label as a PDF, select **Save as PDF**.



- b) A **Select Printing Format for your Labels** popup modal will be displayed. Select a **printing format type** and select **Get PDF** to print.



- c) If you have requested a refund for the selected label and would like to cancel a refund, select **Cancel Refund**.



- d) If the refund is successfully canceled, you will see the following **green message bar** displayed at the top of the page.



Create a Return Label

- a) To create a return label or the selected label, select **Create Return Label** (note, you will not be charged for this return label unless it is used by the recipient).

[Back to Order History](#)

Order # D6B5DA2E-3287-4E66-A3AF-F44DE69B14FA JG Print Labels Export Selected Labels (2)
*only labels available for print will be printed

Date: February 28, 2025 Charged to: EPS-3770 Order Total: \$61.80 (2 Labels)

Label Number Search mm/dd/yyyy Shipped Status Payment Status Service Type

Labels (2) Note: not all actions are available for the labels selected ☒ 2 Labels Track Ship Again Save as PDF Refund Cancel Refund Create Return Label

<input checked="" type="checkbox"/>	Ship Date	Recipient	Service Type	Tracking	Payment Status	Cost	
<input checked="" type="checkbox"/>	February 28, 2025	JANE DOE 130 25 AVE SW CALGARY, CA	CP-PFRE CNS Tracking Test	CA00058895US	Account Charged	\$30.90	Print
<input checked="" type="checkbox"/>	February 28, 2025	JANE DOE 130 25 AVE SW CALGARY, CA	CP-PFRE CNS Tracking Test	CA00058890US	Account Charged	\$30.90	Print

Track
Ship Again
Save as PDF
Refund
Cancel Refund
Create Return Label

- b) Once selected, a **Create a Return Label** popup modal will be displayed. Select the **Service Type** for your Return Label.

Create Return Label ×

You will not be charged for this return label unless it is used by the recipient. You will be notified of its use and a postage due will show up in your Shipping Cart.

The return address on a return label will be the same as the Sender address for the outgoing label.

*Select the service type for your return label

Select a return service

Priority Mail® Return

Priority Mail Express® Return

USPS Ground Advantage® Return

Create & Print Now Create & Save as PDF

[Create & Print Later](#)

- c) Once the Service Type is selected, the estimated charge amount when used will be displayed. Then, select the **Label Printing Format**.

×

Create Return Label

You will not be charged for this return label unless it is used by the recipient. You will be notified of its use and a postage due will show up in your Shipping Cart.

The return address on a return label will be the same as the Sender address for the outgoing label.

*Select the service type for your return label

Priority Mail® Return

2-Day Delivery

▼

Estimated amount charged upon use: **\$7.42**

Select printing format for your labels.

Label Printing Format

?

Label Printer Compatible (4 x 6) 1 page sheet

Label Printer Compatible (4 x 6) 1 page sheet

Label Printer Compatible (4 x 5) 1 page sheet

Standard (8.5 x 11) - With receipt, one label per page

Create & Print Later

- d) Finally, review the Return Label details and select the **Create & Print Now**, **Create & Save as PDF**, or **Create & Print Later**.

×

Create Return Label

You will not be charged for this return label unless it is used by the recipient. You will be notified of its use and a postage due will show up in your Shipping Cart.

The return address on a return label will be the same as the Sender address for the outgoing label.

*Select the service type for your return label

Priority Mail® Return

2-Day Delivery

▼

Estimated amount charged upon use: **\$7.42**

Select printing format for your labels.

Label Printing Format ⓘ

Label Printer Compatible (4 x 6) 1 page sheet

▼

Create & Print Now

Create & Save as PDF

[Create & Print Later](#)

Export All Labels from an Order via CSV File

- to export all labels via CSV file, select the **Export All** button (this option is selected by default if no labels are selected).

[Back to Order History](#)

Order # D6B5DA2E-3287-4E66-A3AF-F44DE69B14FA JG Print Labels Export All Labels

Date February 28, 2025 Charged to EPS-3770 Order Total \$61.80 (2 Labels)

*only labels available for print will be printed

Label Number Search mm/dd/yyyy Shipped Status Payment Status Service Type

Labels (2)

<input type="checkbox"/>	Ship Date	Recipient	Service Type	Tracking	Payment Status	Cost	
<input type="checkbox"/>	February 28, 2025	JANE DOE 130 25 AVE SW CALGARY, CA	CP-PFRE CNS Tracking Test	CA000588895US	Refund Pending	\$30.90	Print ⋮
<input type="checkbox"/>	February 28, 2025	JANE DOE 130 25 AVE SW CALGARY, CA	CP-PFRE CNS Tracking Test	CA000588890US	Account Charged	\$30.90	Print ⋮

- b) Once selected, an **Export Shipping History** popup modal will be displayed. Enter your email in the **Email** section to have the CSV file emailed to you (optional).

Export Shipping History ✕

The CSV file you export will automatically download in your browser and be sent to the following email address. If the file size exceeds the maximum limit, it will only be sent by email.

Email

Export

- c) Select **Export** to export the CSV file.

×

Export Shipping History

The CSV file you export will automatically download in your browser and be sent to the following email address. If the file size exceeds the maximum limit, it will only be sent by email.

Email

Export

Export Specific Labels from an Order via CSV File

- to export selected labels via CSV file, select the checkbox of the labels and then select the **Export Selected Labels** button.

[Back to Order History](#)

Order # D6B5DA2E-3287-4E66-A3AF-F44DE69B14FA

JG

Print Labels

Export Selected Labels (2)

Date

Charged to

Order Total

February 28, 2025

EPS-3770

\$61.80 (2 Labels)

*only labels available for print will be printed

Label Number

Search

mm/dd/yyyy

Shipped Status

Payment Status

Service Type

Labels (2)

Note: not all actions are available for the labels selected

2 Labels

Track

Ship Again

Save as PDF

Refund

Cancel Refund

Create Return Label

	Ship Date	Recipient	Service Type	Tracking	Payment Status	Cost	
<input checked="" type="checkbox"/>	February 28, 2025	JANE DOE 130 25 AVE SW CALGARY, CA	CP-PFRE CNS Tracking Test	CA000588895US	Account Charged	\$30.90	Print
<input checked="" type="checkbox"/>	February 28, 2025	JANE DOE 130 25 AVE SW CALGARY, CA	CP-PFRE CNS Tracking Test	CA000588900US	Account Charged	\$30.90	Print

Track

Ship Again

Save as PDF

Refund

Cancel Refund

Create Return Label

- Once selected, an **Export Shipping History** popup modal will be displayed. Enter your email in the **Email** section to have the CSV file emailed to you (optional).

×

Export Shipping History

The CSV file you export will automatically download in your browser and be sent to the following email address. If the file size exceeds the maximum limit, it will only be sent by email.

Email

Export

- c) Select **Export** to export the CSV file.

×

Export Shipping History

The CSV file you export will automatically download in your browser and be sent to the following email address. If the file size exceeds the maximum limit, it will only be sent by email.

Email

Export

All Actions within the Label Details Page

Within the Label Details page of a selected label, you'll be able to perform multiple actions to that specific label.

1) Select a Label to View

- Select the **Label Number** hyperlink of the label that you would like to view.

[Back to Order History](#)

Order # D6B5DA2E-3287-4E66-A3AF-F44DE69B14FA JG Print Labels Export All Labels
*only labels available for print will be printed

Date: February 28, 2025 Charged to: EPS-3770 Order Total: \$61.80 (2 Labels)

Label Number Search mm/dd/yyyy Shipped Status Payment Status Service Type

Labels (2)

<input type="checkbox"/>	Ship Date	Recipient	Service Type	Tracking	Payment Status	Cost	
<input type="checkbox"/>	February 28, 2025	JANE DOE 130 25 AVE SW CALGARY, CA	CP-PFRE CNS Tracking Test	CA000588895US	Refund Pending	\$30.90	Print ⋮
<input type="checkbox"/>	February 28, 2025	JANE DOE 130 25 AVE SW CALGARY, CA	CP-PFRE CNS Tracking Test	CA000588900US	Account Charged	\$30.90	Print ⋮

View USPS Tracking for Label

- If you would like to view the USPS® tracking for the label, select **USPS Tracking** from the **More Actions** section, and you'll be redirected to the USPS® tracking page for that label.

[Back to Order Details](#)

Label # [CA000588895US](#)

Terms

Acceptance Cutoff

No Data

Scheduled date

No Data

More Actions ⓘ

USPS Tracking >

[Ship Again](#) >

[Print/Re-print](#) >

[Print at the Post Office](#) >

[Save PDF](#) >

Need Help? ⓘ

[File An Insurance Claim](#) >

[Cancel Refund](#) >

[Request A Service Refund](#) >

Delivery Status

Tracking Number

[CA000588895US](#)

Your package is on the way to a USPS facility. Sign up to get updates, and we'll send you a delivery date and time when available.

Pre-Shipment

[View Tracking History](#) ▾

Details

Account Number

3031561222

Return Address

CLARK KENT
1000 SUPERMAN ST NW
WASHINGTON, DC 20005-1234
clark.kent@gmail.com

Package

Padded Flat Rate Envelope

b) Once selected, you will be redirected to the **USPS® Tracking** page for that label.

Tracking Number: [CA000588895US](#) [Remove](#) X

[Copy](#) [Add to Informed Delivery](#)

Latest Update

A shipping label has been prepared for your item. A delivery date will be provided when USPS receives the package; contact the shipper or shipping partner with any inquiries.

Get More Out of USPS Tracking:

[USPS Tracking Plus®](#)

Pre-Shipment

- Shipping Label Created, USPS Awaiting Item
WASHINGTON, DC 20005
February 28, 2025, 4:00 pm

[What Do USPS Tracking Statuses Mean?](#)

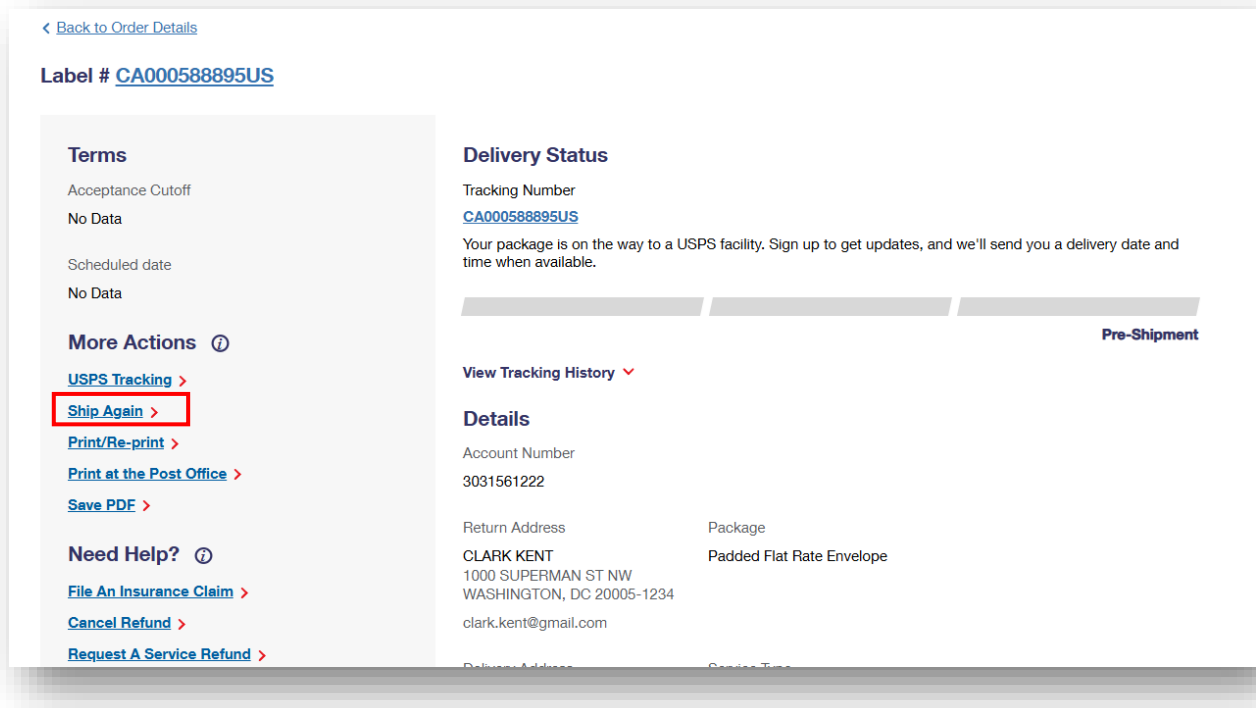
Text & Email Updates ▾

USPS Tracking Plus® ▾

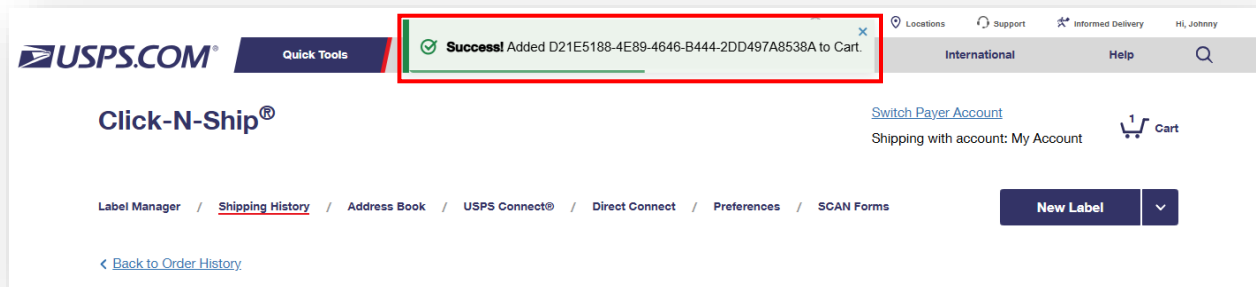
Product Information ▾

Ship Label Again

a) If you would like to ship the same label again, select **Ship Again**.

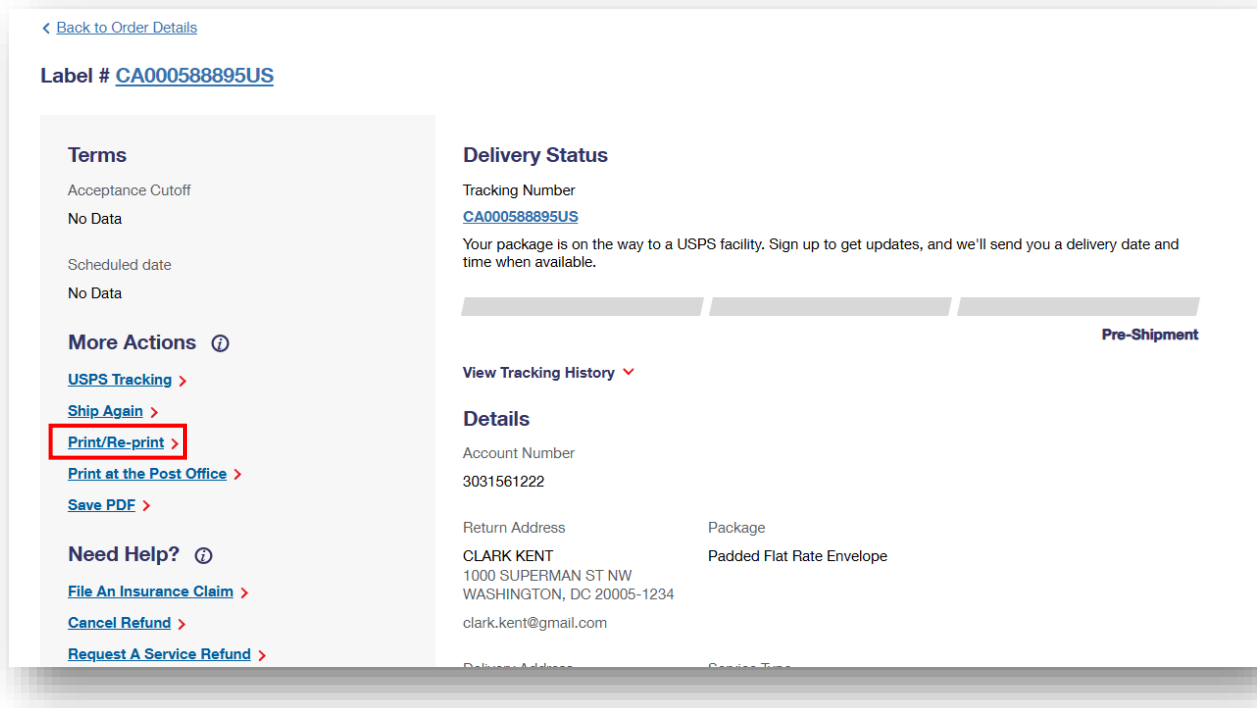


- b) Once selected, a new label with the exact same details will be readded to your Label Cart and the following **green message bar** will be displayed at the top of the page.

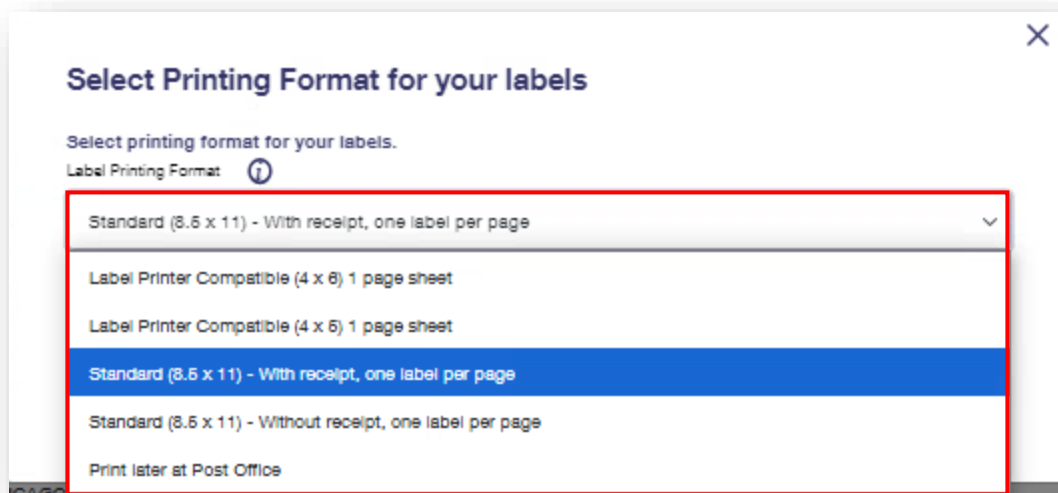


Print / Re-Print Label

- a) If you would like to print or re-print the selected label, select the **Print Labels** button.



- b) A **Select Printing Format for your Labels** popup modal will be displayed. Select a **printing format type** and select **Get PDF** to print.



Print Label at the Post Office (Label Broker)

- a) If you would like to print your label at a nearby USPS® Post Office™, select **Print at the Post Office**.

[Back to Order Details](#)

Label # [CA000588895US](#)

Terms

Acceptance Cutoff

No Data

Scheduled date

No Data

More Actions

[USPS Tracking](#)

[Ship Again](#)

[Print/Re-print](#)

[Print at the Post Office](#)

[Save PDF](#)

Need Help?

[File An Insurance Claim](#)

[Cancel Refund](#)

[Request A Service Refund](#)

Delivery Status

Tracking Number

[CA000588895US](#)

Your package is on the way to a USPS facility. Sign up to get updates, and we'll send you a delivery date and time when available.

Pre-Shipment

[View Tracking History](#)

Details

Account Number

3031561222

Return Address	Package
CLARK KENT	Padded Flat Rate Envelope
1000 SUPERMAN ST NW	
WASHINGTON, DC 20005-1234	
clark.kent@gmail.com	

- b) Enter the email in the provided textbox to and select **Submit** to receive a QR code that can be scanned at the USPS® Post Office™.

×

Print at the Post Office

When choosing this option, USPS will send you an e-mail containing a QR code that can be scanned at participating USPS Retail Locations. For more information, visit [Label Broker FAQs](#)

Enter your email to receive the QR code.

Submit

Save Label as PDF

- a) If you would like to save the selected label as a PDF, select **Save as PDF**.

[Back to Order Details](#)

Label # [CA000588895US](#)

Terms

Acceptance Cutoff

No Data

Scheduled date

No Data

More Actions ⓘ

[USPS Tracking](#) >

[Ship Again](#) >

[Print/Re-print](#) >

[Print at the Post Office](#) >

[Save PDF](#) >

Need Help? ⓘ

[File An Insurance Claim](#) >

[Cancel Refund](#) >

[Request A Service Refund](#) >

Delivery Status

Tracking Number

[CA000588895US](#)

Your package is on the way to a USPS facility. Sign up to get updates, and we'll send you a delivery date and time when available.

Pre-Shipment

[View Tracking History](#) ▾

Details

Account Number

3031561222

Return Address

CLARK KENT
1000 SUPERMAN ST NW
WASHINGTON, DC 20005-1234
clark.kent@gmail.com

Package

Padded Flat Rate Envelope

- b) A **Select Printing Format for your Labels** popup modal will be displayed. Select a **printing format type** and select **Get PDF** to print.

Select Printing Format for your labels ✕

Select printing format for your labels.

Label Printing Format ⓘ

Standard (8.5 x 11) - With receipt, one label per page ▾

Label Printer Compatible (4 x 6) 1 page sheet

Label Printer Compatible (4 x 5) 1 page sheet

Standard (8.5 x 11) - With receipt, one label per page

Standard (8.5 x 11) - Without receipt, one label per page

Print later at Post Office

Create a Return Label

- a) To create a return label or the selected label, select **Create Return Label** (note, you will not be charged for this return label unless it is used by the recipient).

[Back to Order Details](#)

Label # [9405530109355109327661](#)

Terms

Acceptance Cutoff

03/03/2025

12:00 AM

Scheduled date

03/05/2025

12:00 AM

More Actions ⓘ

[USPS Tracking >](#)

[Ship Again >](#)

[Print/Re-print >](#)

[Print at the Post Office >](#)

[Save PDF >](#)

[Create Return Label >](#)

Need Help? ⓘ

[File An Insurance Claim >](#)

[Request a Refund >](#)

[Request A Service Refund >](#)

Delivery Status

Tracking Number

[4202820351779405530109355109327661](#)

Status Not Available

The tracking number may be incorrect or the status update is not yet available. Please verify your tracking number and try again later.

Details

Account Number

3031500001

Return Address

CLARK KENT
SUPERMAN WAREHOUSE

1400 SUPERMAN ST NW
WASHINGTON, DC 20005-1224

clark.kent@gmail.com

Package

Flat Rate Envelope

Delivery Address

JOE BOB

1414 S BURGER ST
CHARLOTTE, NC 28203-5177

Service Type

Priority Mail®

- b) Once selected, a **Create a Return Label** popup modal will be displayed. Select the **Service Type** for your Return Label.

×

Create Return Label

You will not be charged for this return label unless it is used by the recipient. You will be notified of its use and a postage due will show up in your Shipping Cart.

The return address on a return label will be the same as the Sender address for the outgoing label.

*Select the service type for your return label

Select a return service

▼

Priority Mail® Return

Priority Mail Express® Return

USPS Ground Advantage® Return

Create & Print Now

Create & Save as PDF

[Create & Print Later](#)

- c) Once the Service Type is selected, the estimated charge amount when used will be displayed. Then, select the **Label Printing Format**.

×

Create Return Label

You will not be charged for this return label unless it is used by the recipient. You will be notified of its use and a postage due will show up in your Shipping Cart.

The return address on a return label will be the same as the Sender address for the outgoing label.

*Select the service type for your return label

Priority Mail® Return

2-Day Delivery

▼

Estimated amount charged upon use: **\$7.42**

Select printing format for your labels.

Label Printing Format

?

Label Printer Compatible (4 x 6) 1 page sheet

▼

Label Printer Compatible (4 x 6) 1 page sheet

Label Printer Compatible (4 x 5) 1 page sheet

Standard (8.5 x 11) - With receipt, one label per page

[Create & Print Later](#)

51

- d) Finally, review the Return Label details and select the **Create & Print Now**, **Create & Save as PDF**, or **Create & Print Later**.

Create Return Label

You will not be charged for this return label unless it is used by the recipient. You will be notified of its use and a postage due will show up in your Shipping Cart.

The return address on a return label will be the same as the Sender address for the outgoing label.

*Select the service type for your return label

Priority Mail® Return
2-Day Delivery

Estimated amount charged upon use: **\$7.42**

Select printing format for your labels.

Label Printing Format ⓘ

Label Printer Compatible (4 x 6) 1 page sheet

Create & Print Now **Create & Save as PDF**

[Create & Print Later](#)

View Free Shipping Supplies Order Details & Status

- a) To view the status of your shipping supplies (if they were added to your order at purchase), select **Shipping Supplies Status**.
- i. *Note, the Free Shipping Supplies will be displayed as its own line item within the Order Details page as shown below. To view the Shipping Supplies details page, select the Shipping Supplies Order ID.*

[Back to Order History](#)

Order # D6B5DA2E-3287-4E66-A3AF-F44DE69B14FA

JG

[Print Labels](#) [Export All Labels](#)

*only labels available for print will be printed

Date: February 28, 2025
 Charged to: EPS-3770
 Order Total: \$61.80 (2 Labels)

Labels (2)						
<input type="checkbox"/>	Ship Date	Recipient	Service Type	Tracking	Payment Status	Cost
<input type="checkbox"/>	February 28, 2025	CLARK KENT SUPERMAN WAREHOUSE 1400 SUPERMAN ST WASHINGTON, DC 20005-3509	None	Q_1095X	Account Charged	\$0.00

[Print](#)

- b) Once on the Free Shipping Supplies, select **Shipping Supplies Status** and you will be redirected to your USPS Activity History.
- c) To view details about the selected Free Shipping Supplies, refer to the **Details** section.

[Back to Order Details](#)

Label # [O 1095X](#)

Terms

Acceptance Cutoff

No Data

Scheduled date

No Data

More Actions

[USPS Tracking](#) >

[Ship Again](#) >

[Print/Re-print](#) >

[Print at the Post Office](#) >

[Save PDF](#) >

[Shipping Supplies Status](#) >

Need Help?

[File An Insurance Claim](#) >

[Request a Refund](#) >

[Request A Service Refund](#) >

Details

Account Number

303156648

No Return Address

Delivery Address

CLARK KENT
SUPERMAN WAREHOUSE

1400 SUPERMAN ST NW
WASHINGTON, DC 20005-1224

clark.kent@gmail.com

Service Type

USPS Ground Advantage® Service

Order Number

[1149C94F-19CA-4BE0-BFCD-1A91E5C52B2A](#)

Transaction Type

FREE_SUPPLY

Payment Method

EPS-3770

Payment Status

Account Charged

Service Type	Price
USPS Ground Advantage® Service	0.00
Military Care Kit (2)	Free
Priority Mail® Side-Loading Large Box (2)	Free
Label Total	Free

File an Insurance Claim for the Label

- If you would like to file an insurance claim for the selected label, refer to the **Need Help** section and select **File an Insurance Claim** and you will be redirected to the [USPS® Claims Portal](#).

[Back to Order Details](#)

Label # [9405530109355109327661](#)

Terms

Acceptance Cutoff

03/03/2025

12:00 AM

Scheduled date

03/05/2025

12:00 AM

More Actions ⓘ

[USPS Tracking >](#)

[Ship Again >](#)

[Print/Re-print >](#)

[Print at the Post Office >](#)

[Save PDF >](#)

[Create Return Label >](#)

Need Help? ⓘ

[File An Insurance Claim >](#)

[Request a Refund >](#)

[Request A Service Refund >](#)

Delivery Status

Tracking Number

[4202820351779405530109355109327661](#)

Status Not Available

The tracking number may be incorrect or the status update is not yet available. Please verify your tracking number and try again later.

Details

Account Number

3031500001

Return Address

CLARK KENT
SUPERMAN WAREHOUSE

1400 SUPERMAN ST NW
WASHINGTON, DC 20005-1224

clark.kent@gmail.com

Package

Flat Rate Envelope

Delivery Address

JOE BOB

1414 S BURGER ST
CHARLOTTE, NC 28203-5177

Service Type

Priority Mail®

Request / Cancel a Refund

- e) If you would like to request a refund for the selected label, refer to the **Need Help** section and select **Request a Refund**.

[Back to Order Details](#)

Label # [9405530109355109327661](#)

Terms

Acceptance Cutoff
03/03/2025
12:00 AM

Scheduled date
03/05/2025
12:00 AM

More Actions ⓘ

[USPS Tracking](#) >

[Ship Again](#) >

[Print/Re-print](#) >

[Print at the Post Office](#) >

[Save PDF](#) >

[Create Return Label](#) >

Need Help? ⓘ

[File An Insurance Claim](#) >

[Request a Refund](#) >

[Request A Service Refund](#) >

Delivery Status

Tracking Number
[4202820351779405530109355109327661](#)

Status Not Available

The tracking number may be incorrect or the status update is not yet available. Please verify your tracking number and try again later.

Details

Account Number
3031500001

Return Address	Package
CLARK KENT SUPERMAN WAREHOUSE 1400 SUPERMAN ST NW WASHINGTON, DC 20005-1224 clark.kent@gmail.com	Flat Rate Envelope

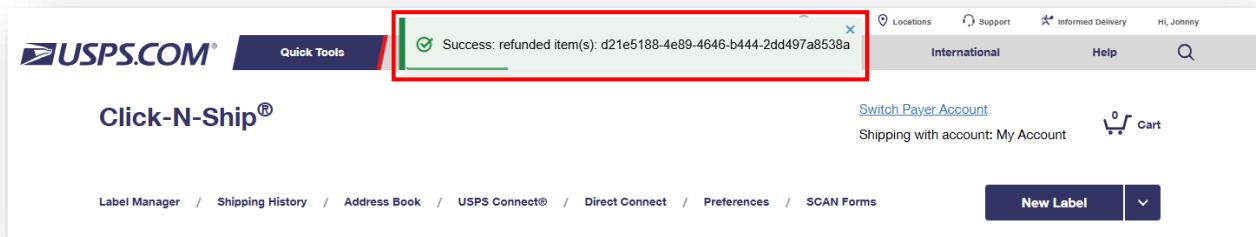
Delivery Address	Service Type
JOE BOB 1414 S BURGER ST CHARLOTTE, NC 28203-5177	Priority Mail®

- f) Once selected, a confirmation popup will be displayed. Select **Yes** to proceed with requesting a refund.

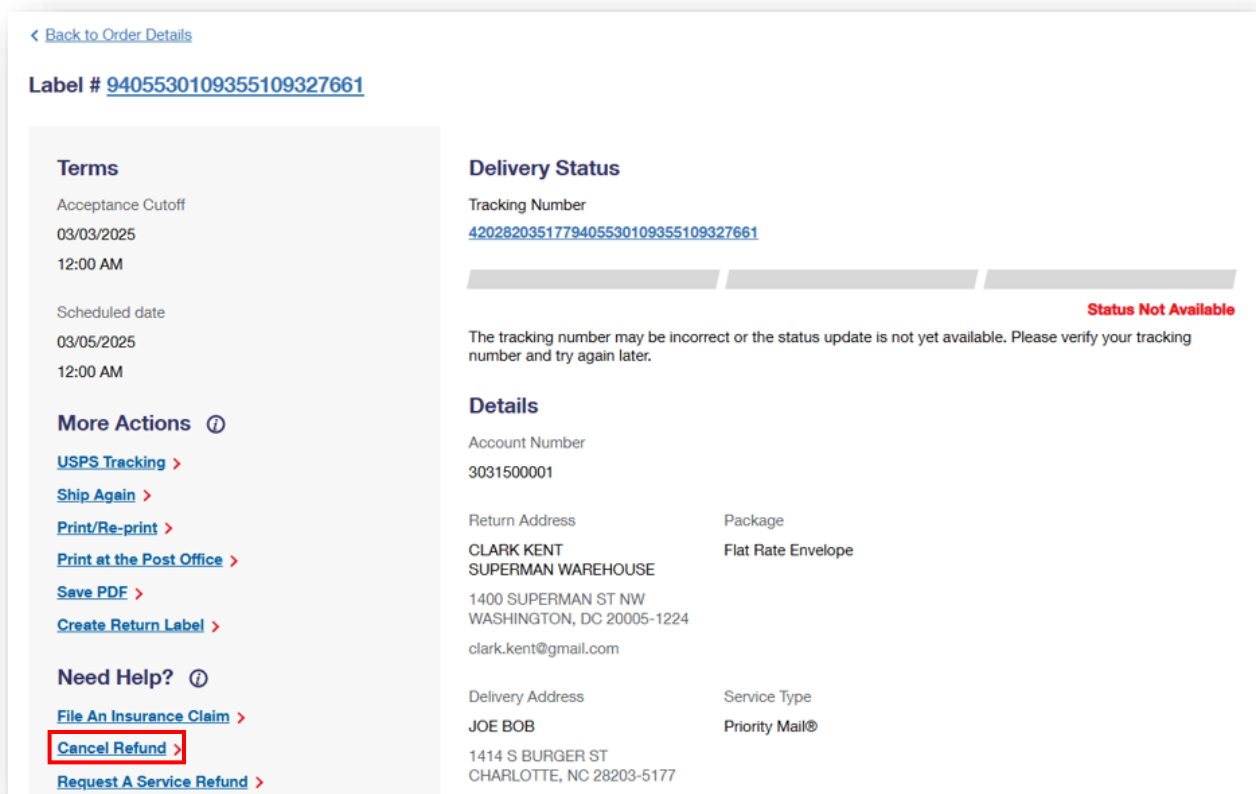
Are you sure you want to refund this item?

NO YES

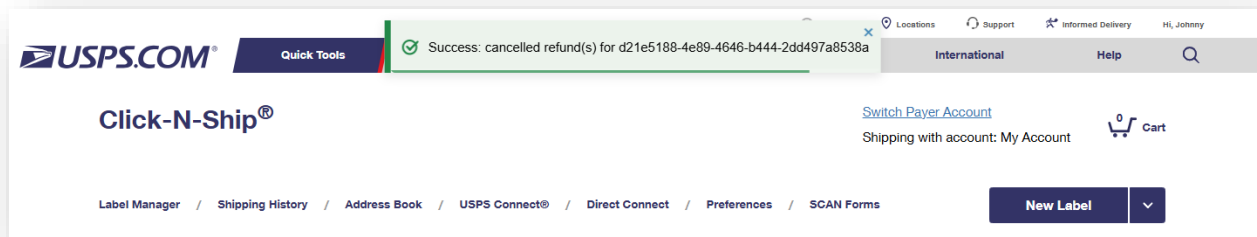
- g) If the refund is successful, you will see the following green message bar displayed at the top of the page.



- h) If you have requested a refund for the selected label, refer to the **Need Help** section again and select **Cancel Refund**.

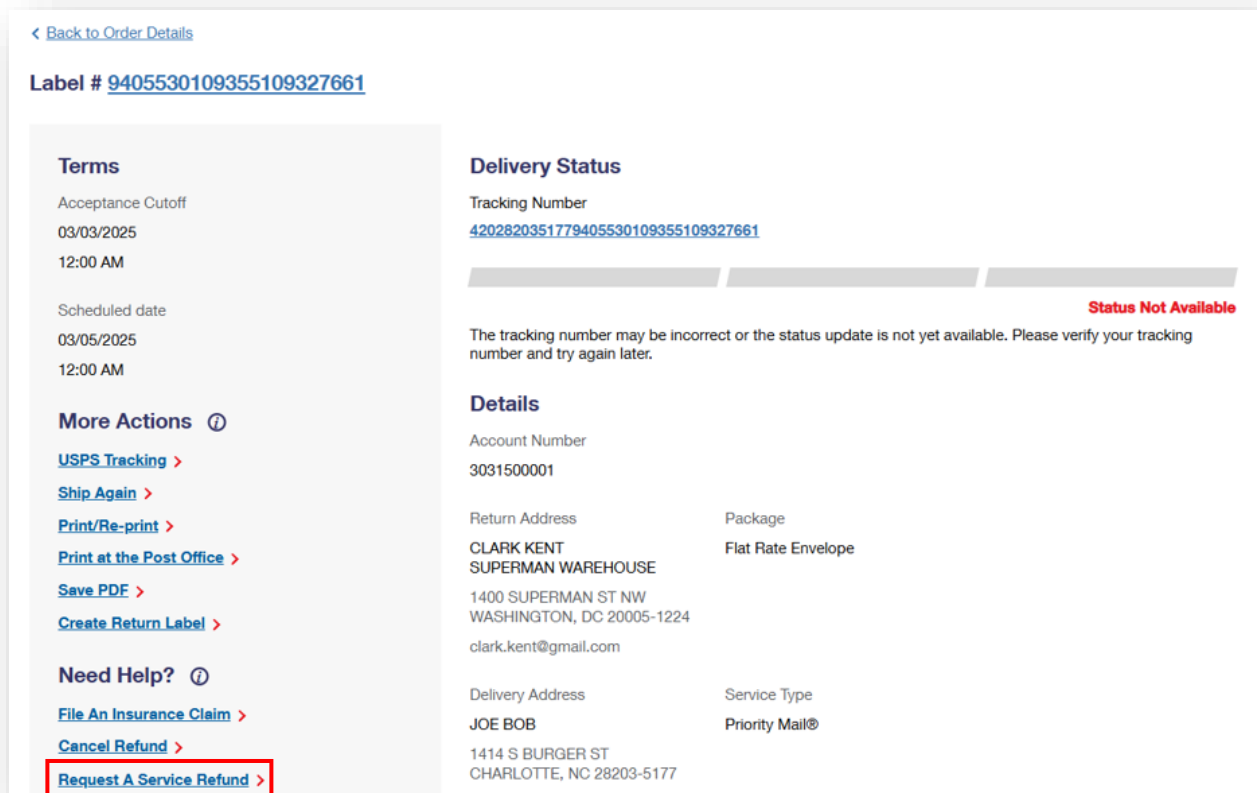


- i) If the refund is successfully canceled, you will see the following **green message bar** displayed at the top of the page.



Request a Service Refund

- a) To request a refund for an unused or unwanted extra service, refer to the **Need Help** section and select **Request a Service Refund** and you will be redirected to the [USPS® Service Refund Portal](#).



View Label's Delivery Status

- a) To view the label's Delivery Status, refer to the **Delivery Status** section and select the hyperlinked **Tracking Number** to be redirected to the USPS® tracking page for that label.
 - i. Note, this can also select **USPS Tracking** from the **More Actions** section, and you'll be redirected to the USPS® tracking page for that label.
- b) To view the delivery status of the package, refer to the **Delivery Status progress bar**.
- c) To view the entire tracking history, select the **View Tracking History** toggle.

[Back to Order Details](#)

Label # [CA000588895US](#)

Terms

Acceptance Cutoff

No Data

Scheduled date

No Data

More Actions ⓘ

[USPS Tracking >](#) ⓘ

[Ship Again >](#)

[Print/Re-print >](#)

[Print at the Post Office >](#)

[Save PDF >](#)


Need Help? ⓘ

Delivery Status

Tracking Number

(a) [CA000588895US](#)

Your package is on the way to a USPS facility. Sign up to get updates, and we'll send you a delivery date and time when available.

(b)  **Pre-Shipment**

(c) [View Tracking History ^](#)

2025-02-28, Invalid Date

Shipping Label Created, USPS Awaiting Item

WASHINGTON, DC 20005

A shipping label has been prepared for your item. A delivery date will be provided when USPS receives the package; contact the shipper or shipping partner with any inquiries.

View Label Details & Order Summary

- a) To view the label details (such as *Return Address*, *Delivery Address*, *Package Type*, and *Service Type*), refer to the **Details** section of the Label Details page.

[Back to Order Details](#)

Label # [9405530109355109327661](#)

Terms

Acceptance Cutoff
03/03/2025
12:00 AM

Scheduled date
03/05/2025
12:00 AM

More Actions ⓘ

[USPS Tracking](#) >

[Ship Again](#) >

[Print/Re-print](#) >

[Print at the Post Office](#) >

[Save PDF](#) >

[Create Return Label](#) >

Need Help? ⓘ

[File An Insurance Claim](#) >

[Cancel Refund](#) >

[Request A Service Refund](#) >

Delivery Status

Tracking Number
[4202820351779405530109355109327661](#)

Status Not Available

The tracking number may be incorrect or the status update is not yet available. Please verify your tracking number and try again later.

Details

Account Number
3031500001

Return Address	Package
CLARK KENT SUPERMAN WAREHOUSE 1400 SUPERMAN ST NW WASHINGTON, DC 20005-1224 clark.kent@gmail.com	Flat Rate Envelope

Delivery Address	Service Type
JOE BOB 1414 S BURGER ST CHARLOTTE, NC 28203-5177	Priority Mail®

- b) To view the **Order Details** (such as the Order Number ID, Transaction Type, Payment Method Type, and Payment Status), refer to the left side of the **Details** section.
- c) To view the **Label Summary**, refer to the right side of the **Details** section.

(a)

Order Number
E9BC2781-AEC2-4BA4-A234-79A92CDD09F7
Transaction Type
LABEL
Payment Method
AMEX-1008
Payment Status
Refunded

(b)

Service Type	Price
Priority Mail International® Small Flat Rate Envelope	\$44.80
Label Total	\$44.80

View Labels Action History Table

- a) To view all actions made toward the label, refer to the **Label History table** at the bottom of the Label Details page. Here you will see the timestamp along with the action that was performed on that specific label (*such as paying, printing, requesting a refund, etc.*).

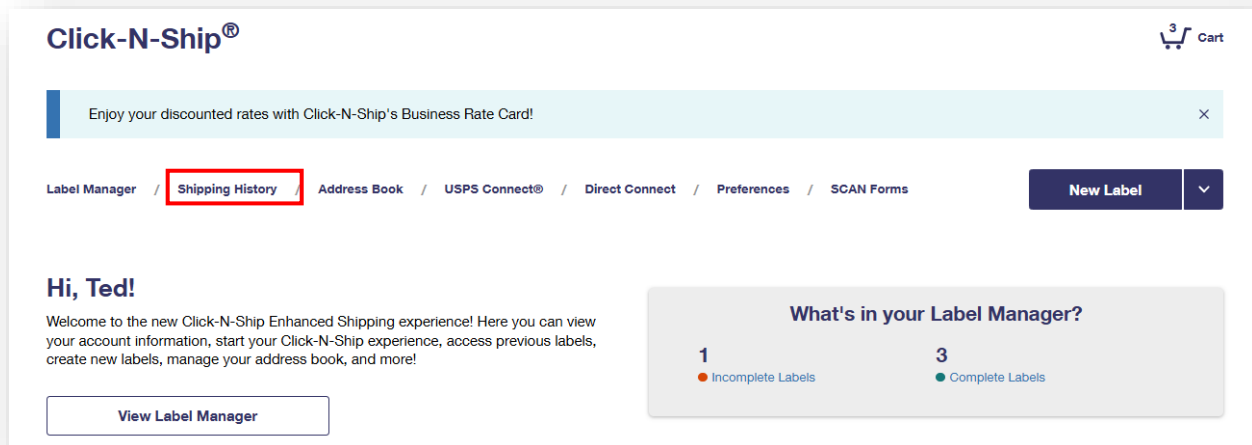
Timestamp	Message
05/01/2024 8:18 PM	LABEL PRINTED: LETTER
05/01/2024 8:18 PM	Getting Payment
05/01/2024 8:16 PM	Setting Payment

Enhanced Click-N-Ship Shipping History Dashboard

Within your Shipping History Dashboard, you will be able to see an analytical overview of the labels that you have created, purchased, and shipped through the Enhanced Click-N-Ship® application.

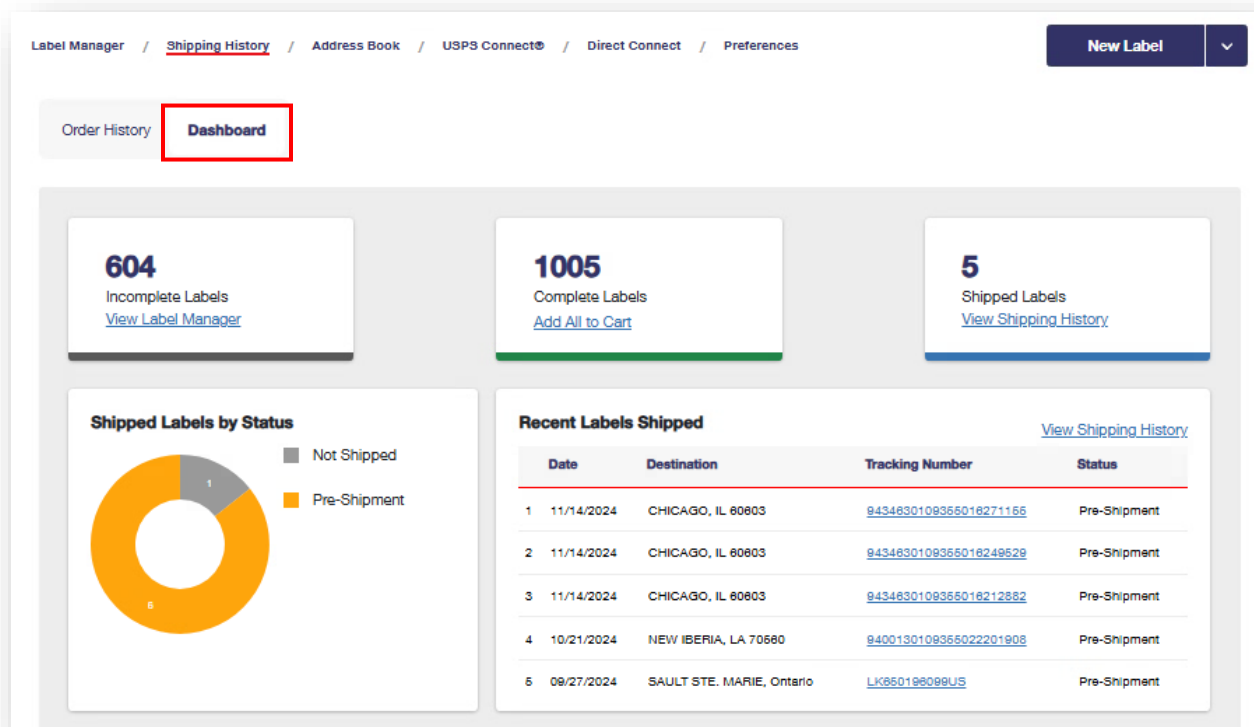
1) Access the Shipping History Dashboard

- a) Click on **Shipping History** tab in the navigation menu.



2) View the Shipping History Dashboard

- a) By default, you will be in the Order History view. Select the **Dashboard** tab.

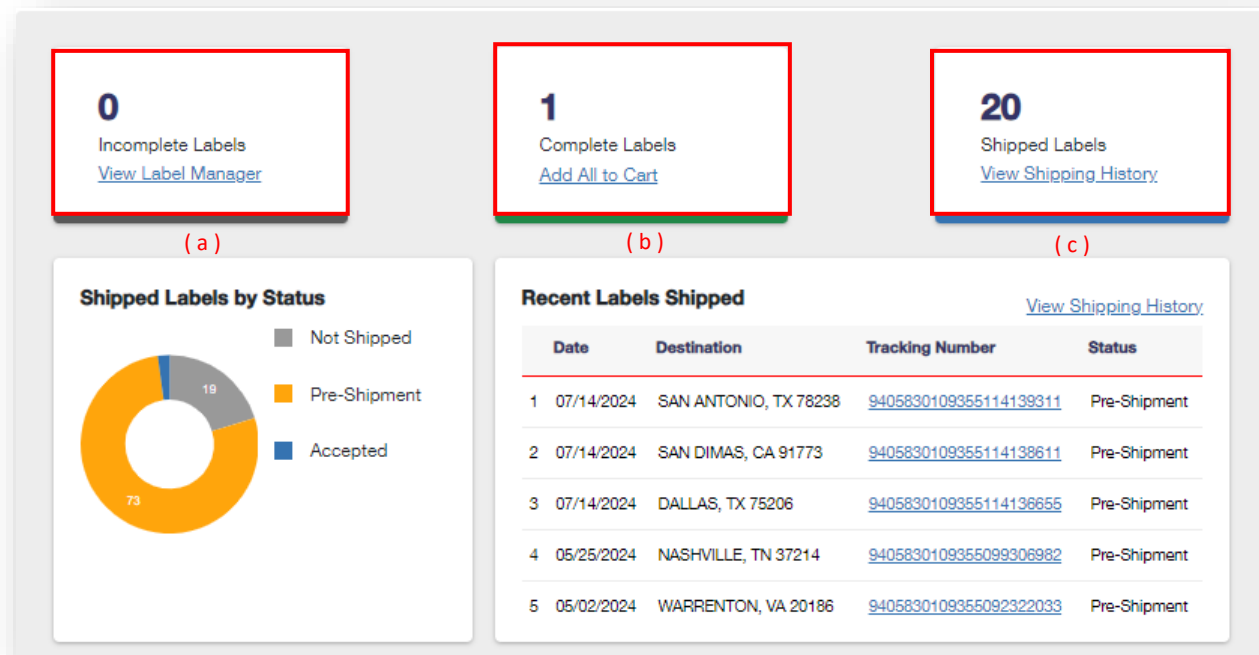


All Actions within Shipping History Dashboard

Within the Shipping History Dashboard, you'll be able to see and perform the following actions to the following sections.

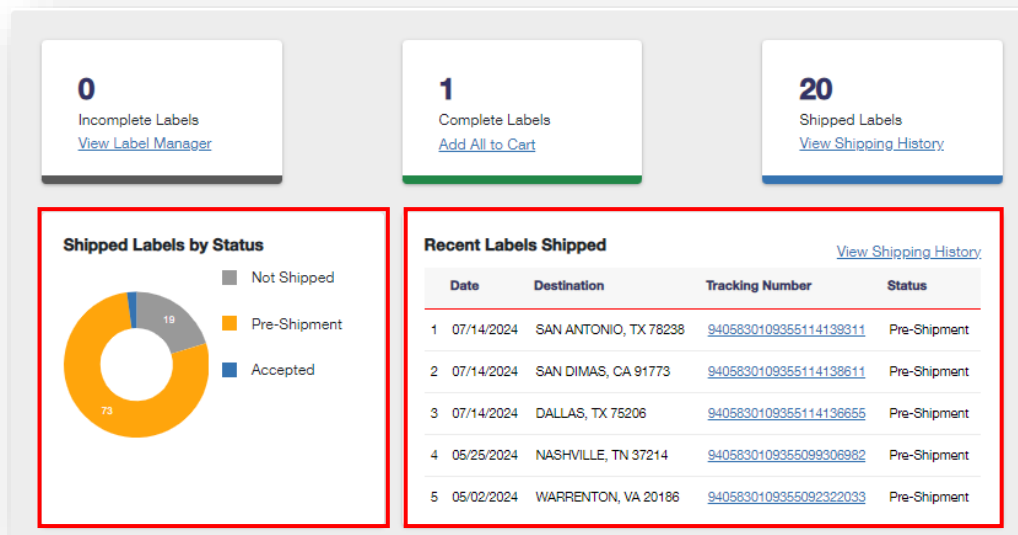
View Incomplete, Complete, and Shipped Labels

- To view the total number of *incomplete* labels that are in your Label Manager, refer to the **Incomplete Labels** section. You can also choose to view the incompletes labels via your Label Manager by selecting **View Label Manager**.
- To view the total number of *complete* labels that are in your Label Manager, refer to the **Complete Labels** section. You can also choose to add all of the completed labels that are within your Label Manager to the Label Cart by selecting **Add All to Cart**.
- To view the total number of *shipped* labels that are in your Shipping History, refer to the **Shipped Labels** section. You can also choose to view all the shipped labels via your Shipping History by selecting **View Shipping History**.



View Shipped Labels by Status and Recent Labels Shipped

- To view a detailed breakdown of the total number of *shipped* labels by status, refer to the **Shipped Labels by Status** section.
- To view a list of the most recent labels that you've shipped, refer to the **Recent Labels Shipped** section. You can also choose to view the recently shipped labels via your Shipping History by selecting **View Shipping History**.

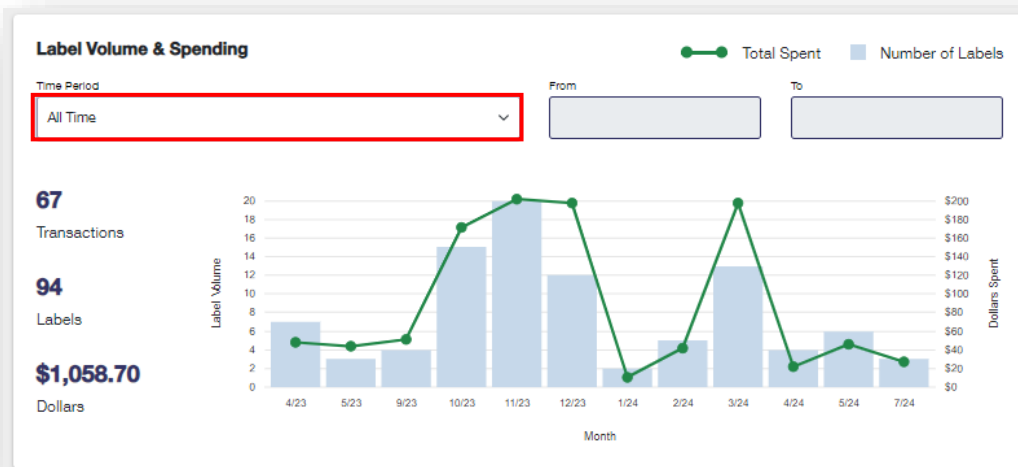


(a)

(b)

View Label Volume & Spending

- To view a detailed breakdown of your label volume and spending, refer to the **Label Volume & Spending** section.
- To filter by time period, select the **Time Period** dropdown, and select a time period from the options available.



View Your Top 10 Shipping Destinations

- To view a list of the top ten destinations that you most recurrently ship to refer to the **Top 10 Destinations** section.
- You can also choose to create a label by selecting on the **City** hyperlink. Once selected, you will be redirected to the single label flow page where you'll be able to create a label with the prepopulated city, state, and zip code™ fields.

Top 10 Destinations

Click a destination to create a new label with the ZIP Code as the recipient ZIP Code

1. [ARLINGTON, VA 22201](#)
2. [ARLINGTON, VA 22209](#)
3. [WARRENTON, VA 20186](#)
4. [MANASSAS, VA 20111](#)
5. [STERLING, VA 20165](#)
6. [ARLINGTON, VA 22203](#)
7. [DULLES, VA 20101](#)
8. [ALEXANDRIA, VA 22304](#)
9. [HARRISONBURG, VA 22801](#)
10. [NASHVILLE, TN 37214](#)

View Label Volume by Destination

- a) To view detailed breakdown of your label volume by destination (ZIP code™), refer to the **Label Volume by Destination** section.
- b) To filter by time period, select the **Time Period** dropdown, and select a time period from the options available.

Label Volume by Destination

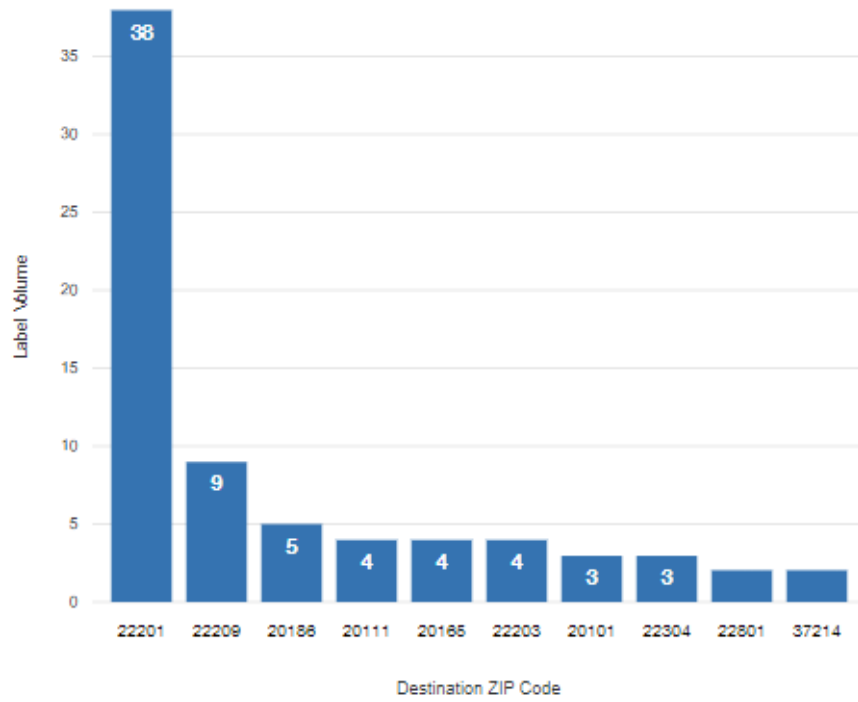
■ Number of Labels

Time Period

All Time

From

To

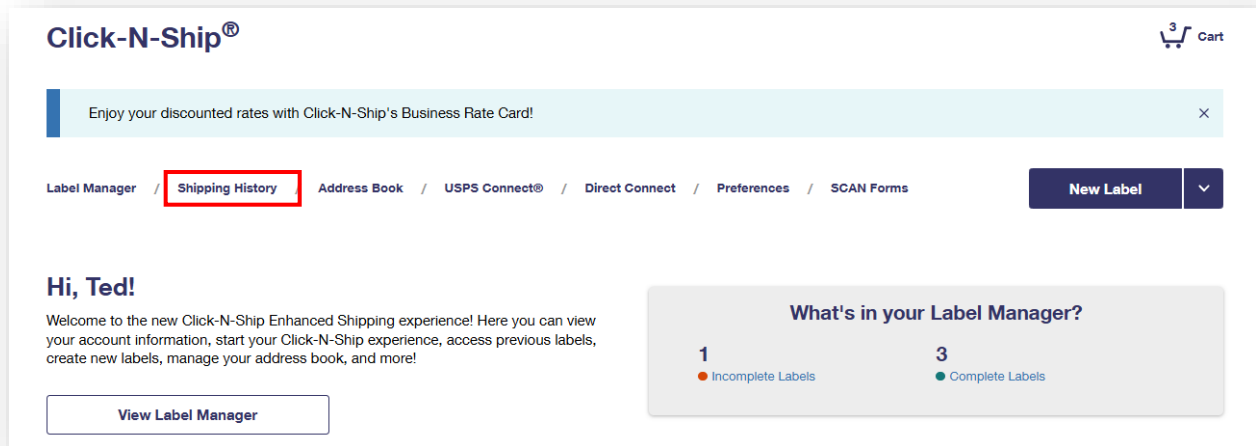


Legacy Click-N-Ship Archived History

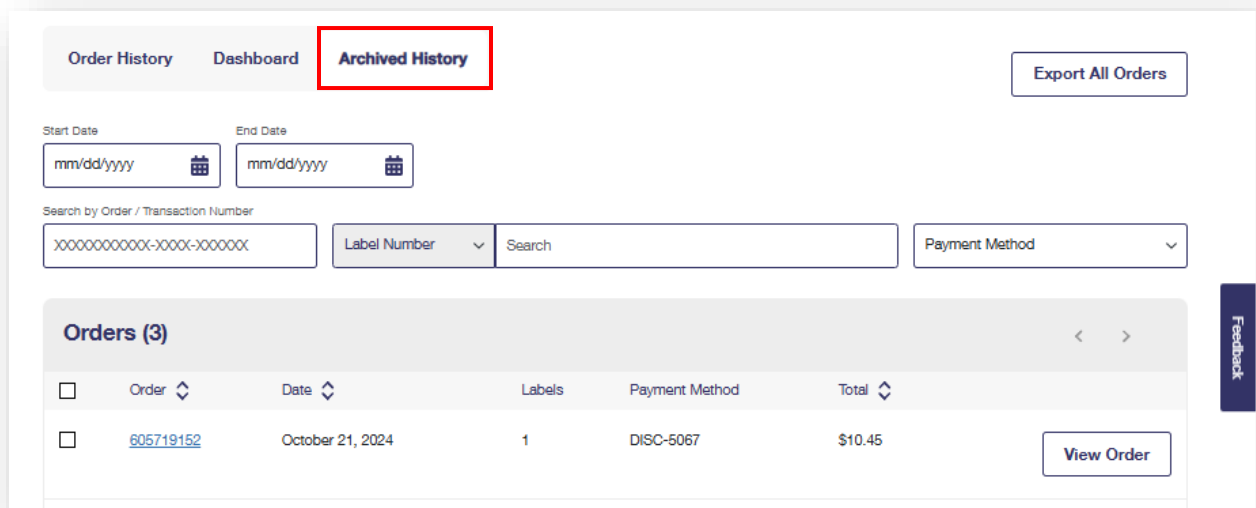
Within the Legacy Click-N-Ship® Archived History, you will be able to view all of the previous Orders, Labels, and Transactions that you have made using the Legacy Click-N-Ship® application over the last 12 months (**February 20th, 2024 – February 20th, 2025**).

1) Access the Legacy Click-N-Ship® Archived History

- a) Click on **Shipping History** tab in the navigation menu.



- b) By default, you will be in the Order History view. Select the **Archive History** tab to proceed with viewing the Legacy CNS Order History.



Searching for Legacy Orders within Archived History

Within the Archived History, you'll be able to filter the search for your purchased Legacy orders by different filters.

Search by Date Range

a) Select the **Calendar** icon from the **Start Date** section and select a date.

The screenshot shows the 'Archived History' tab selected. The 'Start Date' field is highlighted with a red box, and its calendar dropdown is open, showing March 2025. The date '2' is selected. The 'End Date' field is also visible but not yet selected. Below the date pickers, there is a search bar with a 'Label Number' dropdown and a 'Payment Method' dropdown. The 'Orders (3)' table is partially visible, showing columns for Date, Labels, Payment Method, and Total.

Date	Labels	Payment Method	Total
October 21, 2024	1	DISC-5067	\$10.45
September 27, 2024	1	DISC-5067	\$24.80

b) Select the **Calendar** icon from the **End Date** section and select a date.

The screenshot shows the 'Archived History' tab selected. The 'End Date' field is highlighted with a red box, and its calendar dropdown is open, showing March 2025. The date '2' is selected. The 'Start Date' field is also visible but not yet selected. Below the date pickers, there is a search bar with a 'Label Number' dropdown and a 'Payment Method' dropdown. The 'Orders (3)' table is partially visible, showing columns for Date, Labels, Payment Method, and Total.

Date	Labels	Payment Method	Total
October 21, 2024	1	DISC-5067	\$10.45
September 27, 2024	1	DISC-5067	\$24.80

c) Once the Start and End Date are selected, the associated order(s) will automatically be displayed in the **Orders Table**.

Order History
Dashboard
Archived History

Export All Orders

Start Date

10/01/2024

End Date

mm/dd/yyyy

Search by Order / Transaction Number

XXXXXXXXXX-XXXX-XXXXXX

Label Number

Search

Payment Method

Orders (1)

	Order	Date	Labels	Payment Method	Total	
<input type="checkbox"/>	605719152	October 21, 2024	1	DISC-5067	\$10.45	<div>View Order</div>

Search by Order / Transaction Number

- Enter the Legacy Order or Transaction Number in the **Search by Order / Transaction Number** textbox (please do not include any dashes or special symbols in the text box, otherwise the order will not populate as needed).

Order History
Dashboard
Archived History

Export All Orders

Start Date

mm/dd/yyyy

End Date

mm/dd/yyyy

Search by Order / Transaction Number

XXXXXXXXXX-XXXX-XXXXXX

Label Number

Search

Payment Method

Orders (3)

	Order	Date	Labels	Payment Method	Total	
<input type="checkbox"/>	605719152	October 21, 2024	1	DISC-5067	\$10.45	<div>View Order</div>

- Once the Legacy Order or Transaction Number is entered, the associated order will automatically be displayed in the Order Table.

The screenshot shows the 'Archived History' tab selected. At the top right is an 'Export All Orders' button. Below the tabs are date pickers for 'Start Date' and 'End Date', both showing 'mm/dd/yyyy'. A search section is titled 'Search by Order / Transaction Number'. It contains a text input with '605719152', a dropdown menu with 'Label Number' selected, a 'Search' button, and a 'Payment Method' dropdown. Below this is a table titled 'Orders (1)' with one row. The row contains a checkbox, the order ID '605719152' (a link), the date 'October 21, 2024', the label count '1', the payment method 'DISC-5067', and the total '\$10.45'. A 'View Order' button is at the end of the row.

Order	Date	Labels	Payment Method	Total
<input type="checkbox"/> 605719152	October 21, 2024	1	DISC-5067	\$10.45

Search by Label Number

- a) Click on the action dropdown and select **Label Number**. Once selected, enter the 22-digit Legacy Label Number associated with a specific Legacy order in the **Search** textbox.

This screenshot shows the same interface as the previous one, but the 'Label Number' dropdown menu is open. The menu lists several options: 'Label Number' (highlighted with a red box), 'Recipient Name', 'Recipient Email', 'Recipient Address', and 'Refund Transaction'. The 'Search' button is also highlighted with a red box. The text input field now contains a placeholder 'XXXXXXXXXX-XXXX-XXXXXX'. The table below, titled 'Orders (3)', shows the same order as before.

Order	Date	Labels	Payment Method	Total
<input type="checkbox"/> 605719152	October 21, 2024	1	DISC-5067	\$10.45

- b) Once the Legacy **Label Number** is entered, the associated Legacy order(s) will automatically be displayed.

Order History

Dashboard

Archived History

Export All Orders

Start Date

mm/dd/yyyy

End Date

mm/dd/yyyy

Search by Order / Transaction Number

XXXXXXXXXX-XXXX-XXXXXX

Label Number

9405503699300718846654

Payment Method

Orders (1)

	Order	Date	Labels	Payment Method	Total	
<input type="checkbox"/>	605719152	October 21, 2024	1	DISC-5067	\$10.45	View Order

Search by Recipient Name

- a) Click on the action dropdown and select **Recipient Name**. Once selected, enter the Recipient Name associated with a specific Legacy order in the **Search** textbox.

Order History

Dashboard

Archived History

Export All Orders

Start Date

mm/dd/yyyy

End Date

mm/dd/yyyy

Search by Order / Transaction Number

XXXXXXXXXX-XXXX-XXXXXX

Recipient Name

Search

Payment Method

Orders (3)

	Order	Date	Labels	Payment Method	Total	
<input type="checkbox"/>	605719152	October 21, 2024	1	DISC-5067	\$10.45	View Order

- b) Once the **Recipient Name** is entered, the associated Legacy order(s) will automatically be displayed.

Order History

Dashboard

Archived History

Export All Orders

Start Date

mm/dd/yyyy

End Date

mm/dd/yyyy

Search by Order / Transaction Number

XXXXXXXXXXXX-XXXX-XXXXXX

Recipient Name

Johnny

Payment Method

Orders (2)

	Order	Date	Labels	Payment Method	Total	
<input type="checkbox"/>	605719152	October 21, 2024	1	DISC-5067	\$10.45	<button>View Order</button>
<input type="checkbox"/>	605274290	September 26, 2024	1	DISC-5067	\$9.85	<button>View Order</button>

Search by Recipient Email

- a) Click on the action dropdown and select **Recipient Email**. Once selected, enter the Recipient Email associated with a specific Legacy order(s) in the **Search** textbox.

Order History

Dashboard

Archived History

Export All Orders

Start Date

mm/dd/yyyy

End Date

mm/dd/yyyy

Search by Order / Transaction Number

XXXXXXXXXXXX-XXXX-XXXXXX

Recipient Email

Search

Payment Method

Orders (3)

	Order	Date	Labels	Payment Method	Total	
<input type="checkbox"/>	605719152	October 21, 2024	1	DISC-5067	\$10.45	<button>View Order</button>

- b) Once the **Recipient Email** is entered, the associated Legacy order(s) will automatically be displayed.

Order History

Dashboard

Archived History

Export All Orders

Start Date

mm/dd/yyyy

End Date

mm/dd/yyyy

Search by Order / Transaction Number

XXXXXXXXXX-XXXX-XXXXXX

Recipient Email

Search

Payment Method

Orders (3)

Order

Date

Labels

Payment Method

Total

605719152

October 21, 2024

1

DISC-5067

\$10.45

View Order

Search by Recipient Address

- Click on the action dropdown and select **Recipient Address**. Once selected, enter the Recipient Address associated with a specific Legacy order in the **Search** textbox.

Order History

Dashboard

Archived History

Export All Orders

Start Date

mm/dd/yyyy

End Date

mm/dd/yyyy

Search by Order / Transaction Number

XXXXXXXXXX-XXXX-XXXXXX

Recipient Address

Search

Payment Method

Orders (3)

Order

Date

Labels

Payment Method

Total

605719152

October 21, 2024

1

DISC-5067

\$10.45

View Order

- Once the **Recipient Address** is entered, the associated Legacy order(s) will automatically be displayed.

Order History
Dashboard
Archived History
Export All Orders

Start Date
mm/dd/yyyy
End Date
mm/dd/yyyy

Search by Order / Transaction Number
XXXXXXXXXXXX-XXXX-XXXXXX
Recipient Address
318
Payment Method

Orders (2)

	Order	Date	Labels	Payment Method	Total	
<input type="checkbox"/>	605719152	October 21, 2024	1	DISC-5067	\$10.45	<button>View Order</button>
<input type="checkbox"/>	605274290	September 26, 2024	1	DISC-5067	\$9.85	<button>View Order</button>

Search by Refund Transaction

- a) Click on the action dropdown and select **Refund Transaction**. Once selected, enter the Legacy Refund Transaction Number associated with a specific Legacy order in the **Search** textbox.

Order History
Dashboard
Archived History
Export All Orders

Start Date
mm/dd/yyyy
End Date
mm/dd/yyyy

Search by Order / Transaction Number
XXXXXXXXXXXX-XXXX-XXXXXX
Refund Transaction
Search
Payment Method

Orders (3)

	Order	Date	Labels	Payment Method	Total	
<input type="checkbox"/>	605719152	October 21, 2024	1	DISC-5067	\$10.45	<button>View Order</button>

- b) Once the Legacy **Refund Transaction Number** is entered, the associated Legacy order(s) will automatically be displayed.

Order History
Dashboard
Archived History

Export All Orders

Start Date

mm/dd/yyyy

End Date

mm/dd/yyyy

Search by Order / Transaction Number

XXXXXXXXXXXX-XXXX-XXXXXX

Refund Transaction

Search

Payment Method

Orders (3)

	Order	Date	Labels	Payment Method	Total	
<input type="checkbox"/>	605719152	October 21, 2024	1	DISC-5067	\$10.45	<div>View Order</div>

Search by Payment Method

- a) Select the **Payment Method** dropdown and select a payment method type.

Order History
Dashboard
Archived History

Export All Orders

Start Date

mm/dd/yyyy

End Date

mm/dd/yyyy

Search by Order / Transaction Number

XXXXXXXXXXXX-XXXX-XXXXXX

Refund Transaction

Search

Payment Method

Orders (3)

	Order	Date	Labels	Payment Method	Total	
<input type="checkbox"/>	605719152	October 21, 2024	1	DISC-5067	\$10.45	

- b) Once the Payment Method type is selected, the associated Legacy order(s) will automatically be displayed.

Order History

Dashboard

Archived History

Export All Orders

Start Date

mm/dd/yyyy

End Date

mm/dd/yyyy

Search by Order / Transaction Number

XXXXXXXXXXXX-XXXX-XXXXXX

Refund Transaction

Search

Credit Card

Orders (3)

<input type="checkbox"/>	Order	Date	Labels	Payment Method	Total	
<input type="checkbox"/>	605719152	October 21, 2024	1	DISC-5067	\$10.45	<div>View Order</div>
<input type="checkbox"/>	605283289	September 27, 2024	1	DISC-5067	\$24.80	<div>View Order</div>

All Actions for Legacy Orders within Archived History

Within the Archived History, you'll be able to perform multiple actions to one or multiple Legacy orders at a time.

Export All Order History via CSV File

- To export your entire Legacy Order History at once, select **Export All Orders** button (this option will be displayed by default if no Legacy orders are selected).

Order History

Dashboard

Archived History

Export All Orders

Start Date

mm/dd/yyyy

End Date

mm/dd/yyyy

Search by Order / Transaction Number

XXXXXXXXXXXX-XXXX-XXXXXX

Refund Transaction

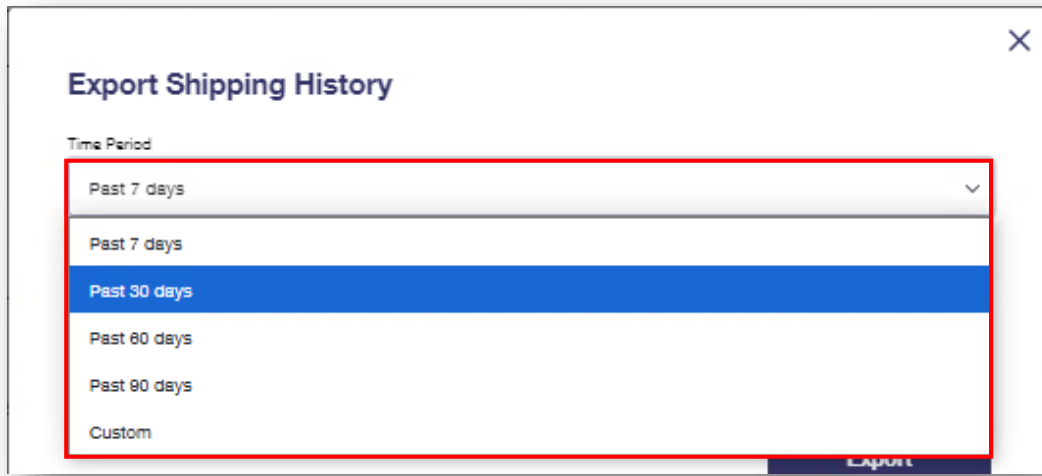
Search

Credit Card

Orders (3)

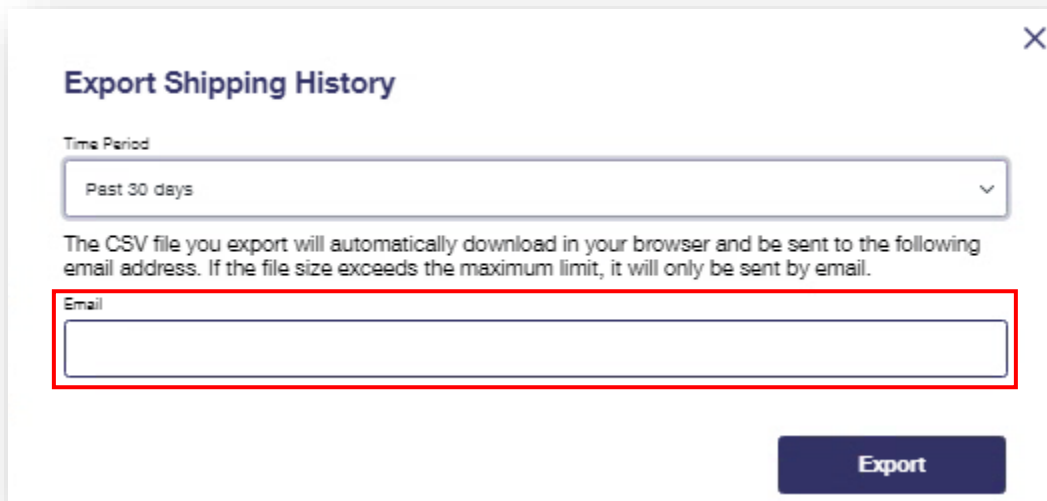
<input type="checkbox"/>	Order	Date	Labels	Payment Method	Total	
<input type="checkbox"/>	605719152	October 21, 2024	1	DISC-5067	\$10.45	<div>View Order</div>
<input type="checkbox"/>	605283289	September 27, 2024	1	DISC-5067	\$24.80	<div>View Order</div>
<input type="checkbox"/>	605274290	September 26, 2024	1	DISC-5067	\$9.85	<div>View Order</div>

- b) Once selected, an **Export Shipping History** popup modal will be displayed. Select a time frame from the **Time Period** dropdown.



The screenshot shows a modal titled "Export Shipping History" with a close button (X) in the top right corner. Below the title is a "Time Period" label and a dropdown menu. The dropdown menu is open, showing a list of options: "Past 7 days", "Past 30 days" (highlighted in blue), "Past 60 days", "Past 90 days", and "Custom". A red rectangular box highlights the entire dropdown menu area.

- c) Enter your email in the **Email** section to have the CSV file emailed to you (optional).



The screenshot shows the same "Export Shipping History" modal. The "Time Period" dropdown menu is now closed, and "Past 30 days" is selected. Below the dropdown, there is a text block: "The CSV file you export will automatically download in your browser and be sent to the following email address. If the file size exceeds the maximum limit, it will only be sent by email." Below this text is an "Email" label and a text input field. A red rectangular box highlights the "Email" label and the input field. At the bottom right of the modal is a dark blue button labeled "Export".

- d) Select **Export** to export the CSV file.

×

Export Shipping History

Time Period

Past 30 days

The CSV file you export will automatically download in your browser and be sent to the following email address. If the file size exceeds the maximum limit, it will only be sent by email.

Email

Export

Export Specific Legacy Orders from Archived History via CSV File

- To export specific Legacy orders from your Archived History, select the **checkbox** of the Legacy Orders that you would like to export.
- Select the **Export Selected Orders** button.

Order History

Dashboard

Archived History

Export Selected Orders (2)

Start Date

mm/dd/yyyy

End Date

mm/dd/yyyy

Search by Order / Transaction Number

XXXXXXXXXXXX-XXXX-XXXXXX

Refund Transaction

Search

Credit Card

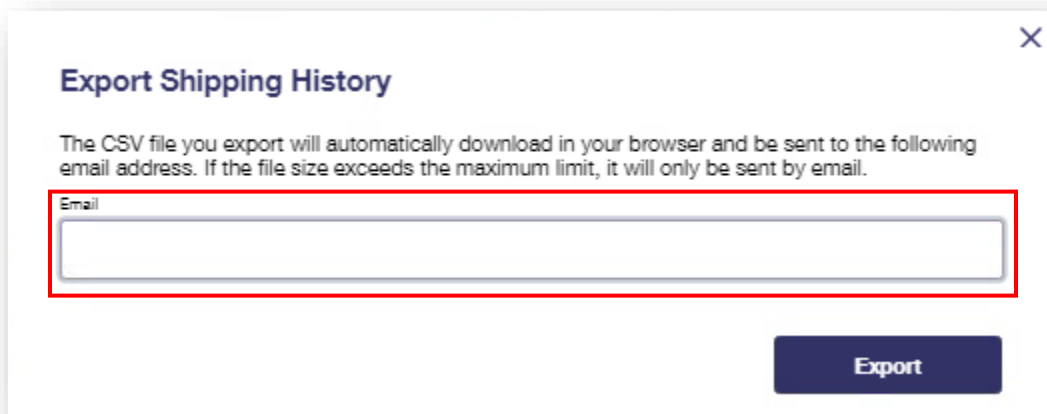
Orders (3)

<

>

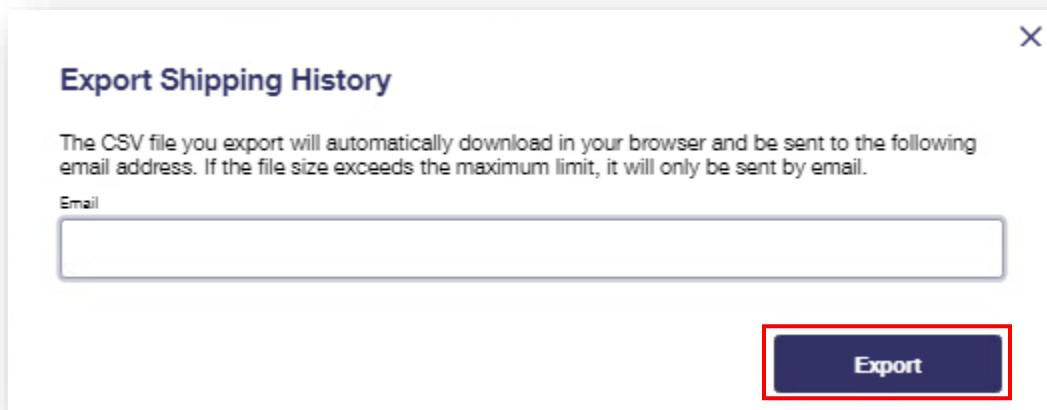
<input type="checkbox"/>	Order	Date	Labels	Payment Method	Total	
<input checked="" type="checkbox"/>	605719152	October 21, 2024	1	DISC-5067	\$10.45	View Order
<input checked="" type="checkbox"/>	605283289	September 27, 2024	1	DISC-5067	\$24.80	View Order
<input type="checkbox"/>	605274290	September 26, 2024	1	DISC-5067	\$9.85	View Order

- c) Once selected, an **Export Shipping History** popup modal will be displayed. Enter your email in the **Email** section to have the CSV file emailed to you (optional).



The screenshot shows a modal window titled "Export Shipping History" with a close button (X) in the top right corner. Below the title is a paragraph of text: "The CSV file you export will automatically download in your browser and be sent to the following email address. If the file size exceeds the maximum limit, it will only be sent by email." Below this text is a text input field labeled "Email". A red rectangular box highlights the "Email" label and the input field. At the bottom right of the modal is a dark blue button labeled "Export".

- d) Select **Export** to export the CSV file.



This screenshot shows the same "Export Shipping History" modal as the previous one. The layout is identical, but the red rectangular box now highlights the dark blue "Export" button at the bottom right of the modal.

View Order Details

- a) To view the details of a Legacy order, select the **View Order** button or the **Order ID hyperlink** under the Order section.

The screenshot shows the 'Order History' section of a web application. At the top, there are tabs for 'Order History', 'Dashboard', and 'Archived History'. To the right is an 'Export All Orders' button. Below these are date filters for 'Start Date' and 'End Date' (both in mm/dd/yyyy format). A search bar is labeled 'Search by Order / Transaction Number' and contains a placeholder 'XXXXXXXXXX-XXXX-XXXXXX'. To the right of the search bar is a dropdown menu labeled 'Label Number' and a 'Search' button. Further right is a 'Payment Method' dropdown. Below these filters is a table titled 'Orders (3)'. The table has columns: 'Order' (with a checkbox), 'Date', 'Labels', 'Payment Method', and 'Total'. The first row shows an order with ID '605719152' (highlighted with a red box), dated 'October 21, 2024', with '1' label, 'DISC-5067' payment method, and a total of '\$10.45'. A 'View Order' button (highlighted with a red box) is to the right of this row. The second row shows an order with ID '605283289', dated 'September 27, 2024', with '1' label, 'DISC-5067' payment method, and a total of '\$24.80'. A 'View Order' button is to the right of this row.

Order	Date	Labels	Payment Method	Total
<input type="checkbox"/> 605719152	October 21, 2024	1	DISC-5067	\$10.45
<input type="checkbox"/> 605283289	September 27, 2024	1	DISC-5067	\$24.80

Searching for Legacy Labels within Legacy Order Details Page

Within the Legacy Order Details page, you'll be able to filter search for your purchased labels by different filters. A banner will also be displayed to let you know that *'you are currently viewing Shipping History from the Legacy version of Click-N-Ship. Limited functionality is available'*.

Search by Label Number

- a) Select **Label Number** from the dropdown and enter the Legacy Label Number in the **Search** textbox.

The screenshot shows the 'Legacy Order Details' page. At the top left is a link '< Back to Order History'. Below it is a blue banner with an information icon and text: 'You are currently viewing Shipping History from the Legacy version of Click-N-Ship. Limited functionality is available. To view any new labels, view your [current Shipping History](#).' Below the banner are several filters: 'Label Number' (dropdown), 'Search' (text input, highlighted with a red box), 'mm/dd/yyyy' (date input), 'Shipped Status' (dropdown), 'Payment Status' (dropdown), and 'Service Type' (dropdown). The 'Label Number' dropdown is open, showing options: 'Label Number' (highlighted with a red box), 'Recipient Name', 'Recipient Email', and 'Recipient Address'. Below the filters is a table with columns: 'Recipient', 'Service Type', 'Tracking', 'Payment Status', and 'Cost'. The first row shows a shipment on 'October 21, 2024' to 'CLARK KENT SUPERMAN WAREHOUSE' (300 SUPERMAN ST, CHARLOTTE, NC 28262-2550) via 'PM-FRE' with tracking number '9405503699300718846654' (highlighted with a red box). The payment status is 'Refunded' and the cost is '\$10.45'. A 'Ship Again' button is to the right of the row.

Recipient	Service Type	Tracking	Payment Status	Cost
October 21, 2024 CLARK KENT SUPERMAN WAREHOUSE 300 SUPERMAN ST CHARLOTTE, NC 28262-2550	PM-FRE	9405503699300718846654	Refunded	\$10.45

- b) Once the Label Number is entered, the associated Legacy label(s) will automatically be displayed.

[Back to Order History](#)

Label Number Search mm/dd/yyyy Shipped Status Payment Status Service Type

Labels (1)

<input type="checkbox"/>	Ship Date	Recipient	Service Type	Tracking	Payment Status	Cost	
<input type="checkbox"/>	October 21, 2024	CLARK KENT SUPERMAN WAREHOUSE 300 SUPERMAN ST CHARLOTTE, NC 28262-2550	PM-FRE	9405503699300718846654	Refunded	\$10.45	<button>Ship Again</button> ⋮

Search Recipient Name

- a) Select **Recipient Name** from the dropdown and enter the recipient's name in the **Search** textbox.

[Back to Order History](#)

? You are currently viewing Shipping History from the Legacy version of Click-N-Ship. Limited functionality is available. To view any new labels, view your [current Shipping History](#).

Label Number Search mm/dd/yyyy Shipped Status Payment Status Service Type

Label Number
Recipient Name
Recipient Email
Recipient Address

Labels (1)

<input type="checkbox"/>	Ship Date	Recipient	Service Type	Tracking	Payment Status	Cost	
<input type="checkbox"/>	October 21, 2024	CLARK KENT SUPERMAN WAREHOUSE 300 SUPERMAN ST CHARLOTTE, NC 28262-2550	PM-FRE	9405503699300718846654	Refunded	\$10.45	<button>Ship Again</button> ⋮

- b) Once the recipient's name is entered, the associated Legacy label(s) will automatically be displayed.

[Back to Order History](#)

Recipient Name
 mm/dd/yyyy
 Shipped Status
 Payment Status
 Service Type

Labels (1)

<input type="checkbox"/>	Ship Date	Recipient	Service Type	Tracking	Payment Status	Cost	
<input type="checkbox"/>	October 21, 2024	CLARK KENT SUPERMAN WAREHOUSE 300 SUPERMAN ST CHARLOTTE, NC 28262-2550	PM-FRE	9405503699300718846654	Refunded	\$10.45	Ship Again

Search Recipient Email

- a) Select **Recipient Email** from the dropdown and enter the recipient's email in the **Search** textbox.

[Back to Order History](#)

You are currently viewing Shipping History from the Legacy version of Click-N-Ship. Limited functionality is available. To view any new labels, view your [current Shipping History](#).

Label Number
 mm/dd/yyyy
 Shipped Status
 Payment Status
 Service Type

Label Number
 Recipient Name
 Recipient Email
 Recipient Address

<input type="checkbox"/>	Ship Date	Recipient	Service Type	Tracking	Payment Status	Cost	
<input type="checkbox"/>	October 21, 2024	CLARK KENT SUPERMAN WAREHOUSE 300 SUPERMAN ST CHARLOTTE, NC 28262-2550	PM-FRE	9405503699300718846654	Refunded	\$10.45	Ship Again

- b) Once the recipient's email is entered, the associated Legacy label(s) will automatically be displayed.

[Back to Order History](#)

Recipient Email Search mm/dd/yyyy Shipped Status Payment Status Service Type

Labels (1)

<input type="checkbox"/>	Ship Date	Recipient	Service Type	Tracking	Payment Status	Cost	
<input type="checkbox"/>	October 21, 2024	CLARK KENT SUPERMAN WAREHOUSE 300 SUPERMAN ST CHARLOTTE, NC 28262-2550	PM-FRE	9405503699300718846654	Refunded	\$10.45	Ship Again

Search by Recipient Address

- a) Select **Recipient Address** from the dropdown and enter the Recipient Address in the **Search** textbox.

[Back to Order History](#)

You are currently viewing Shipping History from the Legacy version of Click-N-Ship. Limited functionality is available. To view any new labels, view your [current Shipping History](#).

Label Number Search mm/dd/yyyy Shipped Status Payment Status Service Type

Label Number
 Recipient Name
 Recipient Email
 Recipient Address

<input type="checkbox"/>	Ship Date	Recipient	Service Type	Tracking	Payment Status	Cost	
<input type="checkbox"/>	October 21, 2024	CLARK KENT SUPERMAN WAREHOUSE 300 SUPERMAN ST CHARLOTTE, NC 28262-2550	PM-FRE	9405503699300718846654	Refunded	\$10.45	Ship Again

- b) Once the Recipient Address is entered, the associated Legacy label(s) will automatically be displayed.

[Back to Order History](#)

Recipient Address
 mm/dd/yyyy
 Shipped Status
 Payment Status
 Service Type

Labels (1)

<input type="checkbox"/>	Ship Date	Recipient	Service Type	Tracking	Payment Status	Cost	
<input type="checkbox"/>	October 21, 2024	CLARK KENT SUPERMAN WAREHOUSE 300 SUPERMAN ST CHARLOTTE, NC 28262-2550	PM-FRE	9405503699300718846654	Refunded	\$10.45	Ship Again

Search by Date

a) Select the calendar icon from the **Date** section.

[Back to Order History](#)

Label Number
 mm/dd/yyyy
 Shipped Status
 Payment Status
 Service Type

Labels (1)

<input type="checkbox"/>	Ship Date	Recipient	Service Type	Tracking	Payment Status	Cost	
<input type="checkbox"/>	October 21, 2024	CLARK KENT SUPERMAN WAREHOUSE 300 SUPERMAN ST CHARLOTTE, NC 28262-2550	PM-FRE	9405503699300718846654	Refunded	\$10.45	Ship Again

March 2025

Su	Mo	Tu	We	Th	Fr	Sa
23	24	25	26	27	28	1
2	3	4	5	6	7	8
9	10	11	12	13	14	15
16	17	18	19	20	21	22
23	24	25	26	27	28	29
30	31	1	2	3	4	5

[Clear](#)
[Today](#)

b) Once the date is selected, the associated Legacy label(s) will automatically be displayed.

[Back to Order History](#)

Label Number
 10/21/2024
 Shipped Status
 Payment Status
 Service Type

Labels (1)

<input type="checkbox"/>	Ship Date	Recipient	Service Type	Tracking	Payment Status	Cost	
<input type="checkbox"/>	October 21, 2024	CLARK KENT SUPERMAN WAREHOUSE 300 SUPERMAN ST CHARLOTTE, NC 28262-2550	PM-FRE	9405503699300718846654	Refunded	\$10.45	Ship Again

Search by Shipped Status

- a) Select a Shipped Status type from the **Shipped Status** section.

< Back to Order History

Label Number Search 10/21/2024 Shipped Status Payment Status Service Type

Shipped Status
Yes
No

Labels (1)

<input type="checkbox"/>	Ship Date	Recipient	Service Type	Tracking	Payment Status	Cost	
<input type="checkbox"/>	October 21, 2024	CLARK KENT SUPERMAN WAREHOUSE 300 SUPERMAN ST CHARLOTTE, NC 28262-2550	PM-FRE	9405503699300718846654	Refunded	\$10.45	<button>Ship Again</button>

- b) Once the Shipped Status is selected, the associated Legacy label(s) will automatically be displayed.

< Back to Order History

Label Number Search 10/21/2024 Shipped Status Payment Status Service Type

Labels (1)

<input type="checkbox"/>	Ship Date	Recipient	Service Type	Tracking	Payment Status	Cost	
<input type="checkbox"/>	October 21, 2024	CLARK KENT SUPERMAN WAREHOUSE 300 SUPERMAN ST CHARLOTTE, NC 28262-2550	PM-FRE	9405503699300718846654	Refunded	\$10.45	<button>Ship Again</button>

Search by Payment Status

- a) Select a Payment Status type from the **Payment Status** section.

[Back to Order History](#)

Label Number Search mm/dd/yyyy Shipped Status Payment Status Service Type

Labels (1)

<input type="checkbox"/>	Ship Date	Recipient	Service Type	Tracking	Payment Status	Cost	
<input type="checkbox"/>	September 26, 2024	CLARK KENT SUPERMAN WAREHOUSE 300 SUPERMAN ST CHARLOTTE, NC 28262-2550	PM-FRE	9405503699300714547326	Refund Pending		Ship Again

- b) Once the Payment Status is selected, the associated Legacy label(s) will automatically be displayed.

[Back to Order History](#)

Label Number Search mm/dd/yyyy Shipped Status Refunded Service Type

Labels (1)

<input type="checkbox"/>	Ship Date	Recipient	Service Type	Tracking	Payment Status	Cost	
<input type="checkbox"/>	September 26, 2024	CLARK KENT SUPERMAN WAREHOUSE 300 SUPERMAN ST CHARLOTTE, NC 28262-2550	PM-FRE	9405503699300714547326	Refunded	\$9.85	Ship Again

Search by Service Type

- a) Select a Service Type from the **Service Type** dropdown.

[Back to Order History](#)

Label Number Search mm/dd/yyyy Shipped Status Refunded Service Type

Labels (1)

<input type="checkbox"/>	Ship Date	Recipient	Service Type	Tracking	Payment Status	Cost
<input type="checkbox"/>	September 26, 2024	CLARK KENT SUPERMAN WAREHOUSE 300 SUPERMAN ST CHARLOTTE, NC 28262-2550	PM-FRE	9405503699300714547326	Refunded	\$9.85

Results per page 20

Service Type
 Priority Mail®
 Priority Mail® Express
 Priority Mail® Cubic
 USPS Ground Advantage®
 USPS Ground Advantage® Cubic
 Priority Mail® International
 Priority Mail® Express International
 First Class Package International Service
 Connect Local™
 Connect Local™ Mail

- b) Once the Service Type is selected, the associated Legacy label(s) will automatically be displayed.

[Back to Order History](#)

Label Number Search mm/dd/yyyy Shipped Status Refunded Priority Mail®

Labels (1)

<input type="checkbox"/>	Ship Date	Recipient	Service Type	Tracking	Payment Status	Cost	
<input type="checkbox"/>	September 26, 2024	CLARK KENT SUPERMAN WAREHOUSE 300 SUPERMAN ST CHARLOTTE, NC 28262-2550	PM-FRE	9405503699300714547326	Refunded	\$9.85	<input type="button" value="Ship Again"/>

All Actions for Legacy Labels within Legacy Order Details Page

Within the Legacy Order Details page, you'll be able to perform multiple actions to one or multiple Legacy labels at a time. A banner will also be displayed to let you know that *'you are currently viewing Shipping History from the Legacy version of Click-N-Ship. Limited functionality is available'*. Please note, the **Printing functionality is not available for Legacy labels**.

1) Select Label(s)

- Select the **Checkbox** of the specific label(s) that you would like to modify.

< [Back to Order History](#)

You are currently viewing Shipping History from the Legacy version of Click-N-Ship. Limited functionality is available. To view any new labels, view your [current Shipping History](#).

Label Number Search mm/dd/yyyy Shipped Status Payment Status Service Type

Labels (1) Note: not all actions are available for the labels selected ☒ 1 Label [Track](#) [Ship Again](#) [Refund](#) [Cancel Refund](#) [Create Return Label](#)

<input checked="" type="checkbox"/>	Ship Date	Recipient	Service Type	Tracking	Payment Status	Cost	
<input checked="" type="checkbox"/>	October 21, 2024	CLARK KENT SUPERMAN WAREHOUSE 300 SUPERMAN ST CHARLOTTE, NC 28262-2550	PM-FRE	9405503699300718846654	Refunded	\$10.45	Ship Again Track Ship Again Refund Cancel Refund Create Return Label

Results per page

View USPS Tracking

- If you would like to view the USPS® tracking for the selected Legacy label, select **Track**.

[Back to Order History](#)

Information: You are currently viewing Shipping History from the Legacy version of Click-N-Ship. Limited functionality is available. To view any new labels, view your [current Shipping History](#).

Label Number Search mm/dd/yyyy Shipped Status Payment Status Service Type

Labels (1) Note: not all actions are available for the labels selected ☒ 1 Label **Track** Ship Again Refund Cancel Refund Create Return Label

<input checked="" type="checkbox"/>	Ship Date	Recipient	Service Type	Tracking	Payment Status	Cost	
<input checked="" type="checkbox"/>	October 21, 2024	CLARK KENT SUPERMAN WAREHOUSE 300 SUPERMAN ST CHARLOTTE, NC 28262-2550	PM-FRE	9405503699300718846654	Refunded	\$10.45	<div>Ship Again</div> <div>Track</div> <div>Ship Again</div> <div>Refund</div> <div>Cancel Refund</div> <div>Create Return Label</div>

b) Once selected, you will be redirected to the **USPS® Tracking page** for that Legacy label.

USPS Tracking® Tracking / [FAQs](#)

Track Packages Anytime, Anywhere Get the free Informed Delivery® feature to receive automated notifications on your packages [Learn More](#)

Tracking Number:
9405830109355114139311

[Copy](#) [Add to Informed Delivery](#)

Latest Update

A shipping label has been prepared for your item. A delivery date will be provided when USPS receives the package; contact the shipper or shipping partner with any inquiries.

Get More Out of USPS Tracking:
[USPS Tracking Plus®](#)

Pre-Shipment

Shipping Label Created, USPS Awaiting Item
ARLINGTON, VA 22209
July 14, 2024, 4:24 pm

Pre-Shipment, USPS Awaiting Item
July 14, 2024

[What Do USPS Tracking Statuses Mean?](#)

[Remove](#) X

Ship Label Again

a) If you would like to ship the same label again, select **Ship Again**.

[Back to Order History](#)

Information: You are currently viewing Shipping History from the Legacy version of Click-N-Ship. Limited functionality is available. To view any new labels, view your [current Shipping History](#).

Label Number Search mm/dd/yyyy Shipped Status Payment Status Service Type

Labels (1) Note: not all actions are available for the labels selected ☒ 1 Label [Track](#) [Ship Again](#) [Refund](#) [Cancel Refund](#) [Create Return Label](#)

<input checked="" type="checkbox"/>	Ship Date	Recipient	Service Type	Tracking	Payment Status	Cost	
<input checked="" type="checkbox"/>	October 21, 2024	CLARK KENT SUPERMAN WAREHOUSE 300 SUPERMAN ST CHARLOTTE, NC 28262-2550	PM-FRE	9405503699300718846654	Refunded	\$10.45	Ship Again <div> Track Ship Again Refund Cancel Refund Create Return Label </div>

Results per page

- b) Once selected, a new label with the exact same details will be readded to your Label Cart and the following **green message bar** will be displayed at the top of the page.

USPS.COM [Quick Tools](#) [Success! Added D21E5188-4E89-4646-B444-2DD497A8538A to Cart.](#) [Locations](#) [Support](#) [Informed Delivery](#) [Hi, Johnny](#)

Click-N-Ship® [Switch Payer Account](#) [Cart](#)
Shipping with account: My Account

[Label Manager](#) / [Shipping History](#) / [Address Book](#) / [USPS Connect®](#) / [Direct Connect](#) / [Preferences](#) / [SCAN Forms](#) [New Label](#)

[Back to Order History](#)

Request / Cancel Refund for Label(s)

- a) If you would like to request a refund for the selected Legacy label, select **Refund**.

[Back to Order History](#)

i You are currently viewing Shipping History from the Legacy version of Click-N-Ship. Limited functionality is available. To view any new labels, view your [current Shipping History](#).

Label Number Search mm/dd/yyyy Shipped Status Payment Status Service Type

Labels (1) Note: not all actions are available for the labels selected ☒ 1 Label [Track](#) [Ship Again](#) [Refund](#) [Cancel Refund](#) [Create Return Label](#)

<input checked="" type="checkbox"/>	Ship Date	Recipient	Service Type	Tracking	Payment Status	Cost	
<input checked="" type="checkbox"/>	October 21, 2024	CLARK KENT SUPERMAN WAREHOUSE 300 SUPERMAN ST CHARLOTTE, NC 28262-2550	PM-FRE	9405503699300718846654	Account Charged	\$10.45	Ship Again Track Ship Again Refund Cancel Refund Create Return Label

Results per page

- b) If the refund is successful, you will see the following green message bar displayed at the top of the page.

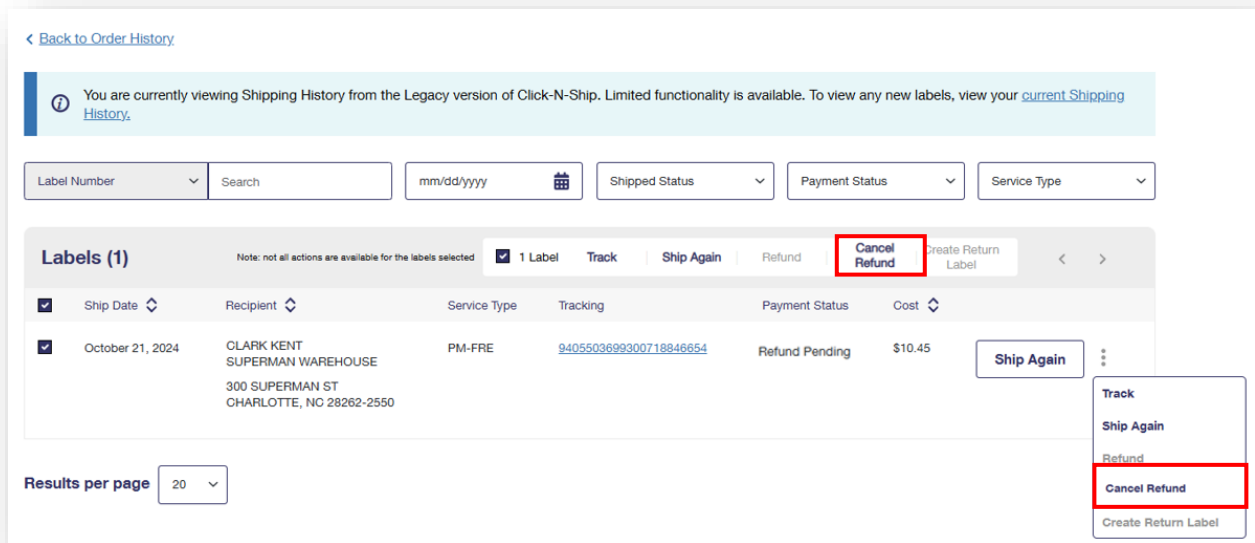
USPS.COM [Quick Tools](#) [Success: refunded item\(s\): d21e5188-4e89-4646-b444-2dd497a8538a](#) [Locations](#) [Support](#) [Informed Delivery](#) [HI_Johnny](#)

Click-N-Ship® [Switch Payer Account](#) [International](#) [Help](#) [Cart](#)

Shipping with account: My Account

[Label Manager](#) / [Shipping History](#) / [Address Book](#) / [USPS Connect®](#) / [Direct Connect](#) / [Preferences](#) / [SCAN Forms](#) [New Label](#)

- c) If you have requested a refund for the selected Legacy label and would like to cancel a refund, select **Cancel Refund**.



- d) If the refund is successfully canceled, you will see the following **green message bar** displayed at the top of the page.



All Actions within the Legacy Label Details Page

Within the Legacy Label Details page of a selected Legacy label, you'll be able to perform multiple actions to that specific label. A banner will also be displayed to let you know that *'you are currently viewing Shipping History from the Legacy version of Click-N-Ship. Limited functionality is available'*. Please note, the **Printing functionality is not available for Legacy labels**.

1) Select a Label to View

- a) Select the **Label Number hyperlink** of the Legacy label that you would like to view.

[Back to Order History](#)

i You are currently viewing Shipping History from the Legacy version of Click-N-Ship. Limited functionality is available. To view any new labels, view your [current Shipping History](#).

Label Number Search mm/dd/yyyy Shipped Status Payment Status Service Type

Labels (1) Note: not all actions are available for the labels selected ☒ 1 Label [Track](#) [Ship Again](#) [Refund](#) [Cancel Refund](#) [Create Return Label](#)

<input checked="" type="checkbox"/>	Ship Date	Recipient	Service Type	Tracking	Payment Status	Cost	
<input checked="" type="checkbox"/>	October 21, 2024	JOHNNY LOPEZ JOHNNY'S BAKERY 300 SUPERMAN ST CHARLOTTE, NC 28262-2550	PM-FRE	9405503699300718846654	Refunded	\$10.45	Ship Again Track Ship Again Refund Cancel Refund Create Return Label

Results per page

View USPS Tracking for Label

- a) If you would like to view the USPS® tracking for the Legacy label, select **USPS Tracking** from the **More Actions** section, and you'll be redirected to the USPS® tracking page for that label.

[Back to Order Details](#)

Label # [9405503699300718846654](#)

i You are currently viewing a label created with the Legacy version of Click-N-Ship. Limited functionality is available.

More Actions *i*

[USPS Tracking >](#)

[Ship Again >](#)

Need Help? *i*


[File An Insurance Claim >](#)

[Request a Refund >](#)

[Request A Service Refund >](#)

Delivery Status

Tracking Number
420282629405503699300718846654

 **Delivered**

[View Tracking History](#)

- b) Once selected, you will be redirected to the **USPS® Tracking page** for that label.

Tracking Number:
CA000588895US
Remove X

Copy
Add to Informed Delivery

Latest Update

A shipping label has been prepared for your item. A delivery date will be provided when USPS receives the package; contact the shipper or shipping partner with any inquiries.

Get More Out of USPS Tracking:
USPS Tracking Plus®

Pre-Shipment

Shipping Label Created, USPS Awaiting Item
WASHINGTON, DC 20005
February 28, 2025, 4:00 pm

What Do USPS Tracking Statuses Mean?

Text & Email Updates

USPS Tracking Plus®

Product Information

Ship Label Again

- If you would like to ship the same label again, select **Ship Again**.

Back to Order Details

Label # 9405503699300718846654

You are currently viewing a label created with the Legacy version of Click-N-Ship. Limited functionality is available.

More Actions ⓘ

USPS Tracking >

Ship Again >

Need Help? ⓘ

File An Insurance Claim >

Request a Refund >

Request A Service Refund >

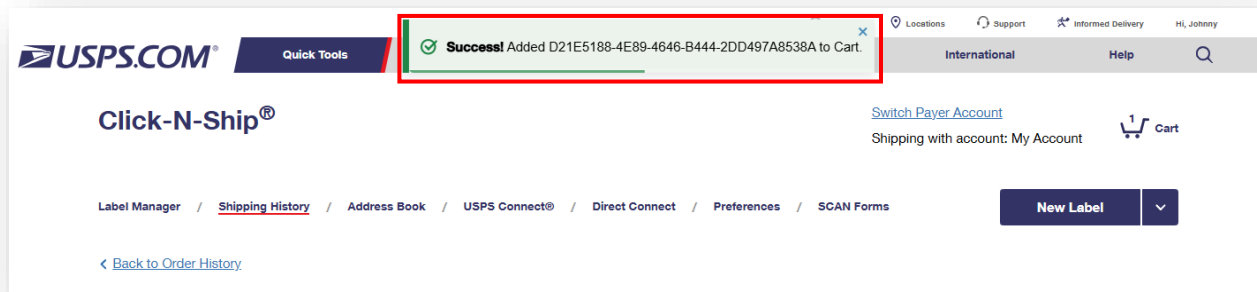
Delivery Status

Tracking Number
420282629405503699300718846654

Delivered

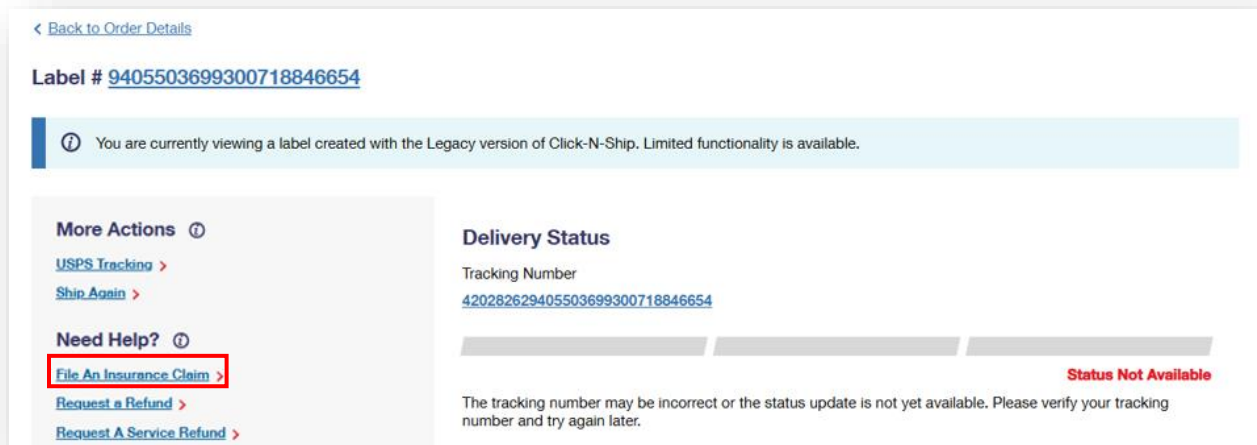
View Tracking History ▼

- Once selected, a new label with the exact same details will be readded to your Label Cart and the following **green message bar** will be displayed at the top of the page.



File an Insurance Claim for the Label

- If you would like to file an insurance claim for the selected Legacy label, refer to the **Need Help** section and select **File an Insurance Claim** and you will be redirected to the [USPS® Claims Portal](#).



Request / Cancel a Refund

- If you would like to request a refund for the selected Legacy label, refer to the **Need Help** section and select **Request a Refund**.

[Back to Order Details](#)

Label # [9405503699300718846654](#)

i You are currently viewing a label created with the Legacy version of Click-N-Ship. Limited functionality is available.

More Actions *i*

[USPS Tracking](#) >

[Ship Again](#) >

Need Help? *i*

[File An Insurance Claim](#) >

[Request a Refund](#) >

[Request A Service Refund](#) >

Delivery Status

Tracking Number

[420282629405503699300718846654](#)

Status Not Available

The tracking number may be incorrect or the status update is not yet available. Please verify your tracking number and try again later.

- b) Once selected, a confirmation popup will be displayed. Select **Yes** to proceed with requesting a refund.

Are you sure you want to refund this item?

NO **YES**

- c) If the refund is successful, you will see the following green message bar displayed at the top of the page.

USPS.COM Quick Tools

Success: refunded item(s): d21e5188-4e89-4646-b444-2dd497a8538a

Click-N-Ship®

Switch Payer Account

Shipping with account: My Account

Cart

Label Manager / Shipping History / Address Book / USPS Connect® / Direct Connect / Preferences / SCAN Forms

New Label

- d) If you have requested a refund for the selected Legacy label, refer to the **Need Help** section again and select **Cancel Refund**.

[Back to Order Details](#)

Label # [9405503699300718846654](#)

You are currently viewing a label created with the Legacy version of Click-N-Ship. Limited functionality is available.

More Actions ⓘ

[USPS Tracking](#) >

[Ship Again](#) >

Need Help? ⓘ

[File An Insurance Claim](#) >

[Cancel Refund](#) >

[Request A Service Refund](#) >

Delivery Status

Tracking Number

[420282629405503699300718846654](#)

Status Not Available

The tracking number may be incorrect or the status update is not yet available. Please verify your tracking number and try again later.

- e) If the refund is successfully canceled, you will see the following **green message bar** displayed at the top of the page.

Quick Tools

Success: cancelled refund(s) for d21e5188-4e89-4646-b444-2dd497a8538a

[Locations](#) [Support](#) [Informed Delivery](#) Hi, Johnny

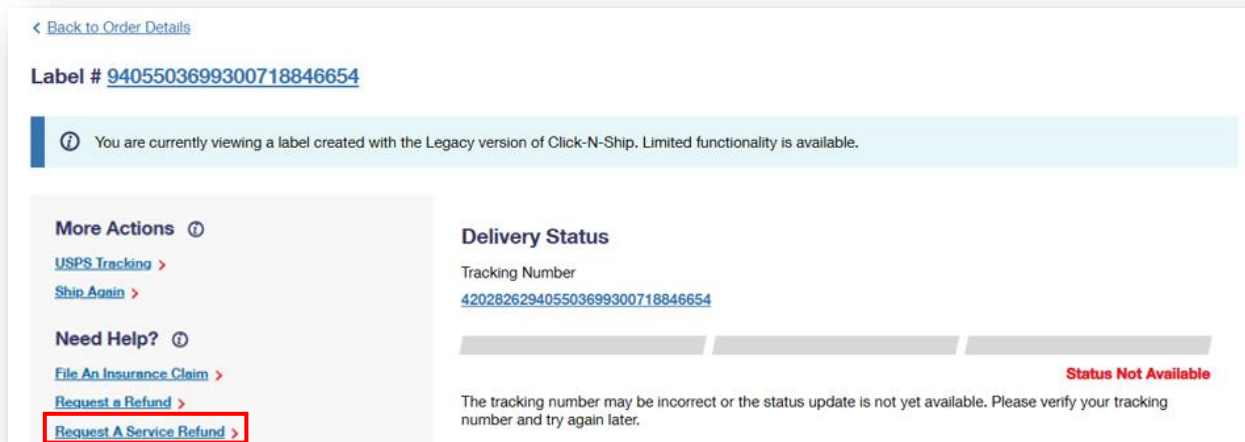
Click-N-Ship® [Switch Payer Account](#) [International](#) [Help](#)

Shipping with account: My Account Cart

[Label Manager](#) / [Shipping History](#) / [Address Book](#) / [USPS Connect®](#) / [Direct Connect](#) / [Preferences](#) / [SCAN Forms](#) [New Label](#)

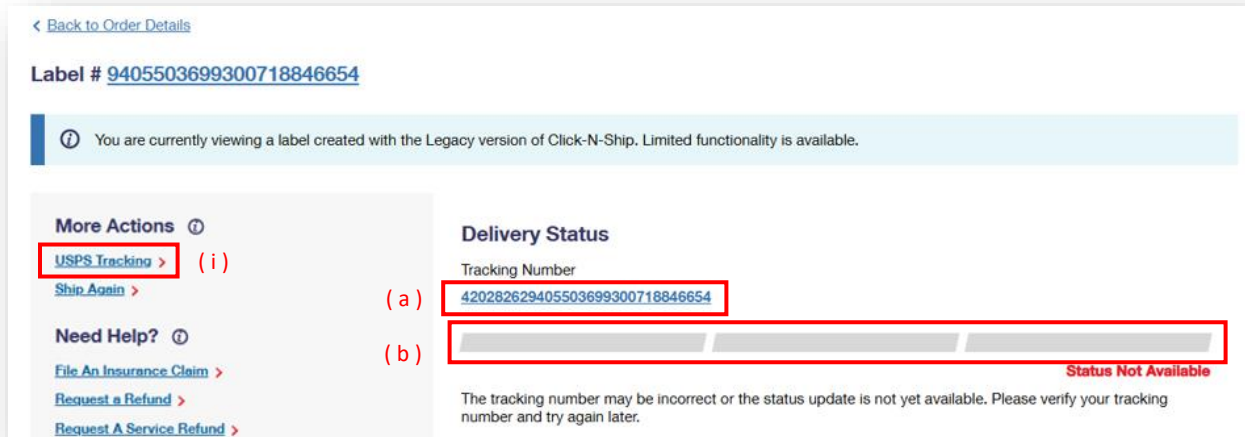
Request a Service Refund

- a) To request a refund for an unused or unwanted extra service, refer to the **Need Help** section and select **Request a Service Refund** and you will be redirected to the [USPS® Service Refund Portal](#).



View Label's Delivery Status


- To view the Legacy label's Delivery Status, refer to the **Delivery Status** section and select the hyperlinked **Tracking Number** to be redirected to the USPS® tracking page for that Legacy label.
 - Note, this can also select **USPS Tracking** from the **More Actions** section, and you'll be redirected to the USPS® tracking page for that label.*
- To view the delivery status of the package, refer to the **Delivery Status progress bar**.



View Label Details & Order Summary

- To view the Legacy label details (such as Return Address, Delivery Address, Package Type, and Service Type), refer to the **Details** section of the Legacy Label Details page.

Label # [9405503699300718846654](#)

 You are currently viewing a label created with the Legacy version of Click-N-Ship. Limited functionality is available.

More Actions

[USPS Tracking >](#)

[Ship Again >](#)

Need Help?

[File An Insurance Claim >](#)

[Request a Refund >](#)

[Request A Service Refund >](#)

Delivery Status

Tracking Number

[420282629405503699300718846654](#)

Status Not Available

The tracking number may be incorrect or the status update is not yet available. Please verify your tracking number and try again later.

Details

Account Number

2289922211

Return Address

CLARK KENT
SUPERMAN WAREHOUSE
1400 SUPERMAN ST NW
WASHINGTON, DC 20005-1224
clark.kent@gmail.com

Package

Flat Rate Envelope

Service Type

Priority Mail®

Delivery Address

JOE BOB
1414 S BURGER ST
CHARLOTTE, NC 28203-5177

- b) To view the **Order Details** (such as the Order Number ID, Transaction Type, Payment Method Type, and Payment Status), refer to the left side of the **Details** section.
- c) To view the **Label Summary**, refer to the right side of the **Details** section.

Order Number

[2E984587-4391-61C8-E063-8A042A3896C1](#)

Transaction Type

LABEL

Payment Method

DISC-5067

Payment Status

Refunded

Service Type

Price

Priority Mail® Flat Rate
Envelope

\$10.45

Label Total

\$10.45

(b)

(c)

View Labels Action History Table

- a) To view all actions made toward the label, refer to the **Label History table** at the bottom of the Legacy Label Details page. Here you will see the timestamp along with the action that was performed on that specific label (*such as paying, printing, requesting a refund, etc.*).

Timestamp	Message
10/21/2024 11:43 AM	LABEL REPRINTED
10/21/2024 11:42 AM	LABEL PRINTED
10/21/2024 11:42 AM	Getting Payment
10/21/2024 12:03 PM	REFUND PROCESSED : Refund transaction successfully processed
10/21/2024 11:41 AM	Setting Payment